

IFUGAO PROVINCE



A decorative graphic on the left side of the slide. It features a solid brown arrow pointing to the right at the top. Below it, several thin, dark grey lines curve downwards and outwards, resembling stylized grass or reeds.

5 HERITAGE SITES IN IFUGAO

BANGAAN RICE TERRACES



BATAD RICE TERRACES



HUNGDUAN RICE TERRACES



JULONGAN RICE TERRACES



MAYOYAO RICE TERRACES





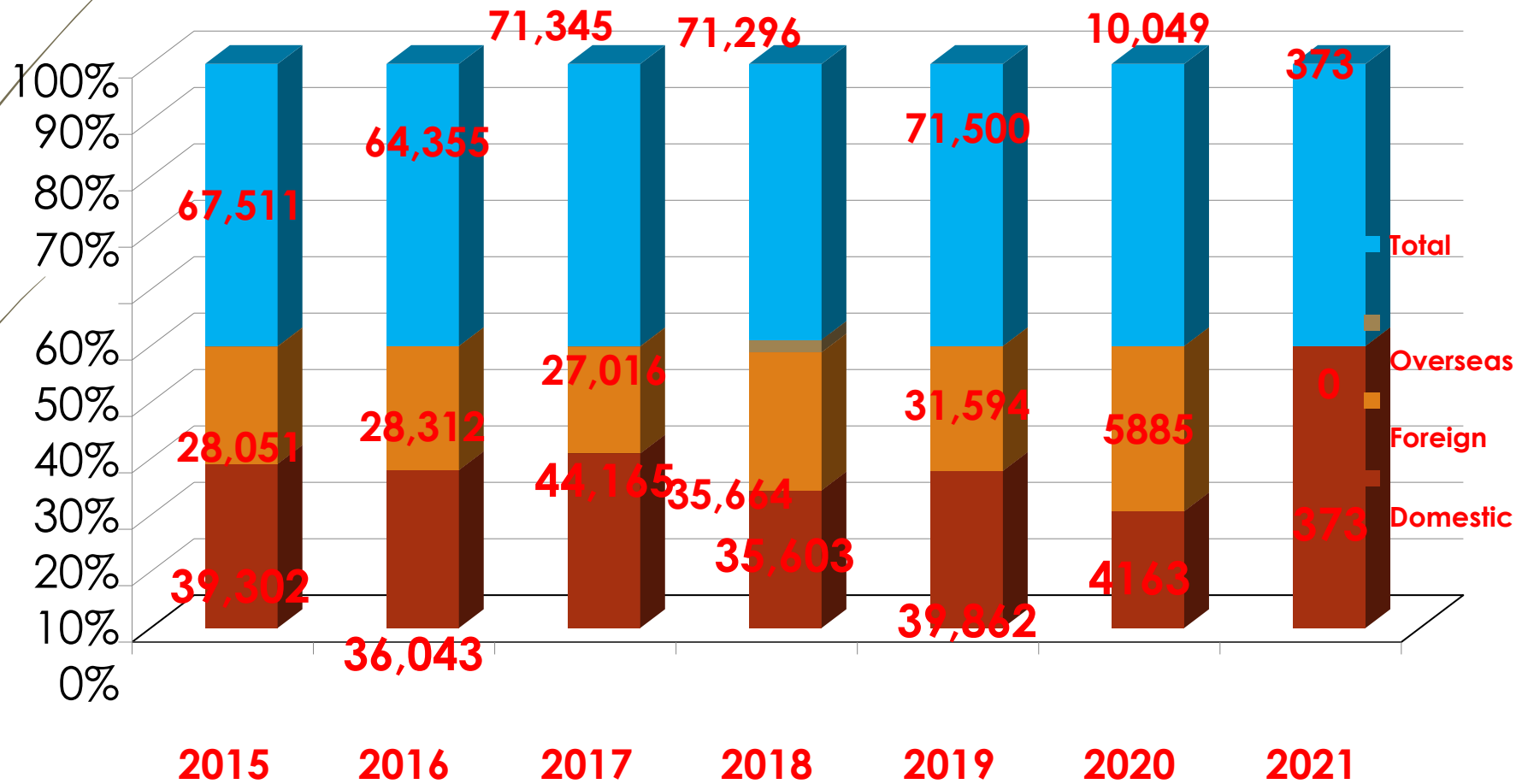
**I. TOURIST
ARRIVALS
2015 – 2020 FIRST
SEMESTER 2021**

A. ANNUAL TOURIST ARRIVALS

2015- 2020 & FIRST SEMESTER 2021

TOURIST ARRIVALS	2015	2016	2017	2018	2019	2020	2021
Domestic	39,302	36,043	44,165	35,603	39,862	4163	373
Foreign	28,051	28,312	27,016	35,664	31,594	5885	0
Overseas	158		164	3,242	44	1	0
Total	67,511	64,355	71,345	71,296	71,500	10,049	373
Rate(%)		(4.90%)	9.79%	(0.06%)	2.86%	-85%	-96.23%

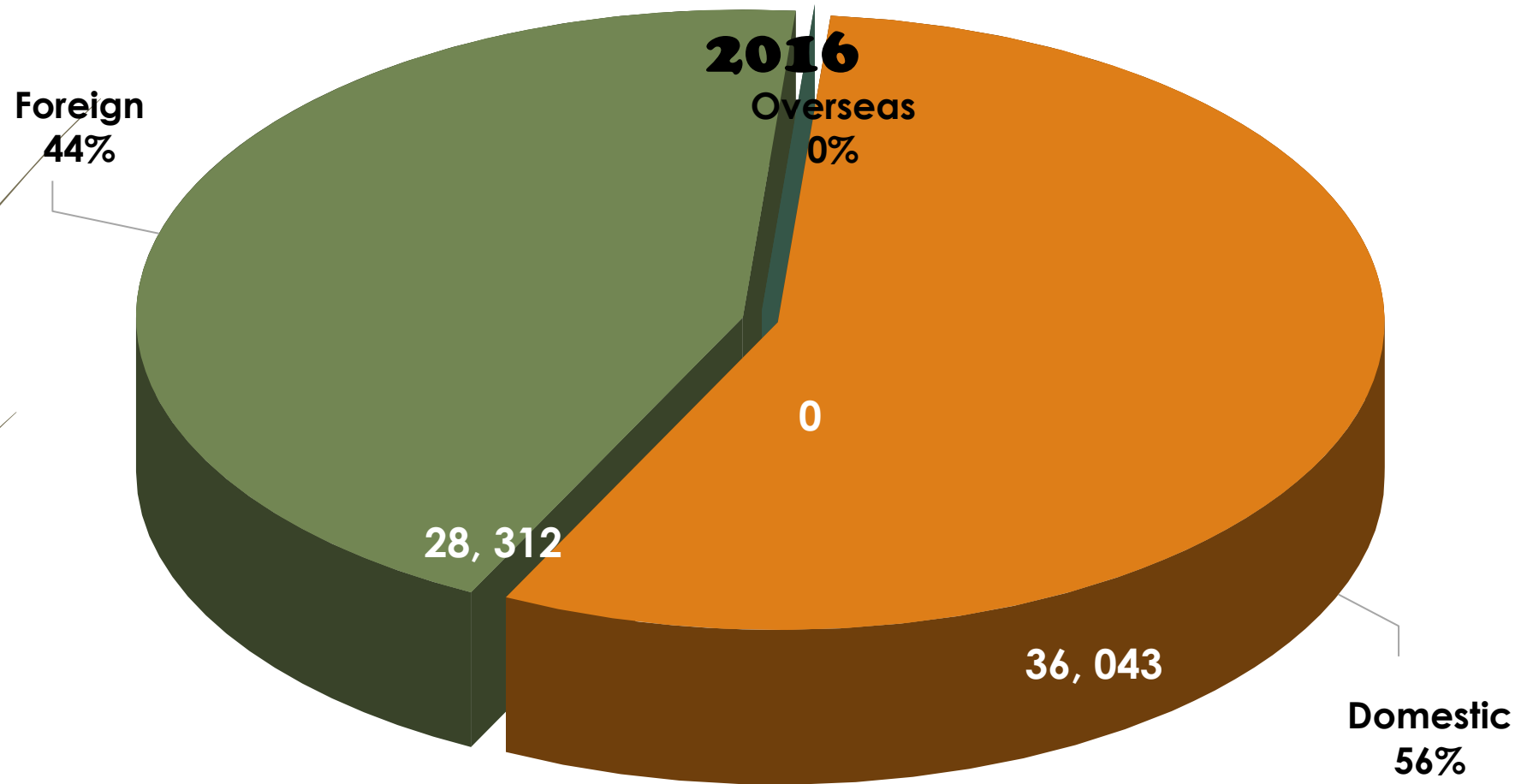
A. ANNUAL TOURIST ARRIVALS 2015- 2020 & FIRST SEMESTER 2021



A.2 ANNUAL TOURIST ARRIVALS 2015

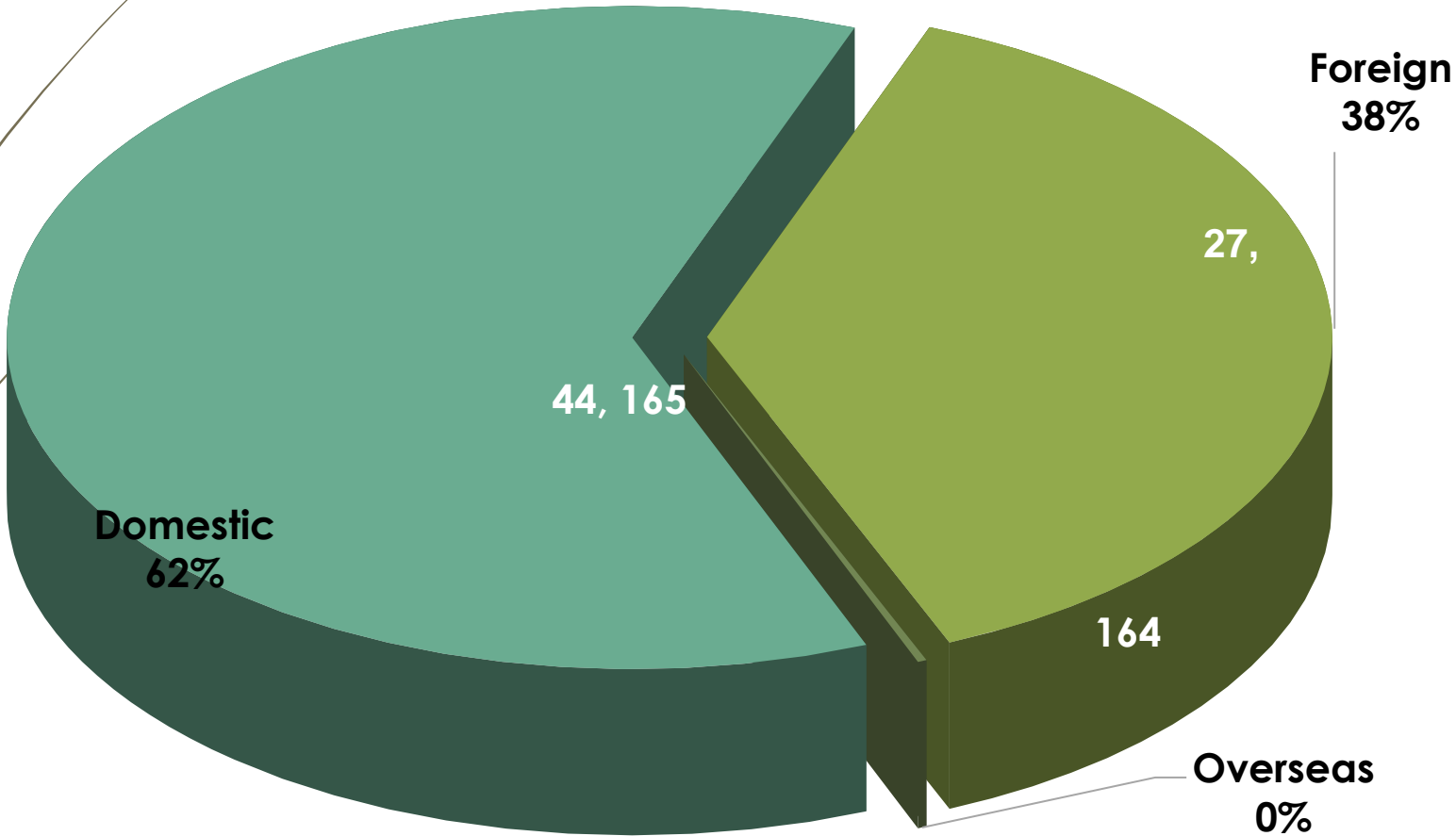


A.3 ANNUAL TOURIST ARRIVALS



A.4 ANNUAL TOURIST ARRIVALS

2017



A.5 ANNUAL TOURIST ARRIVALS

2018

Domestic
48%

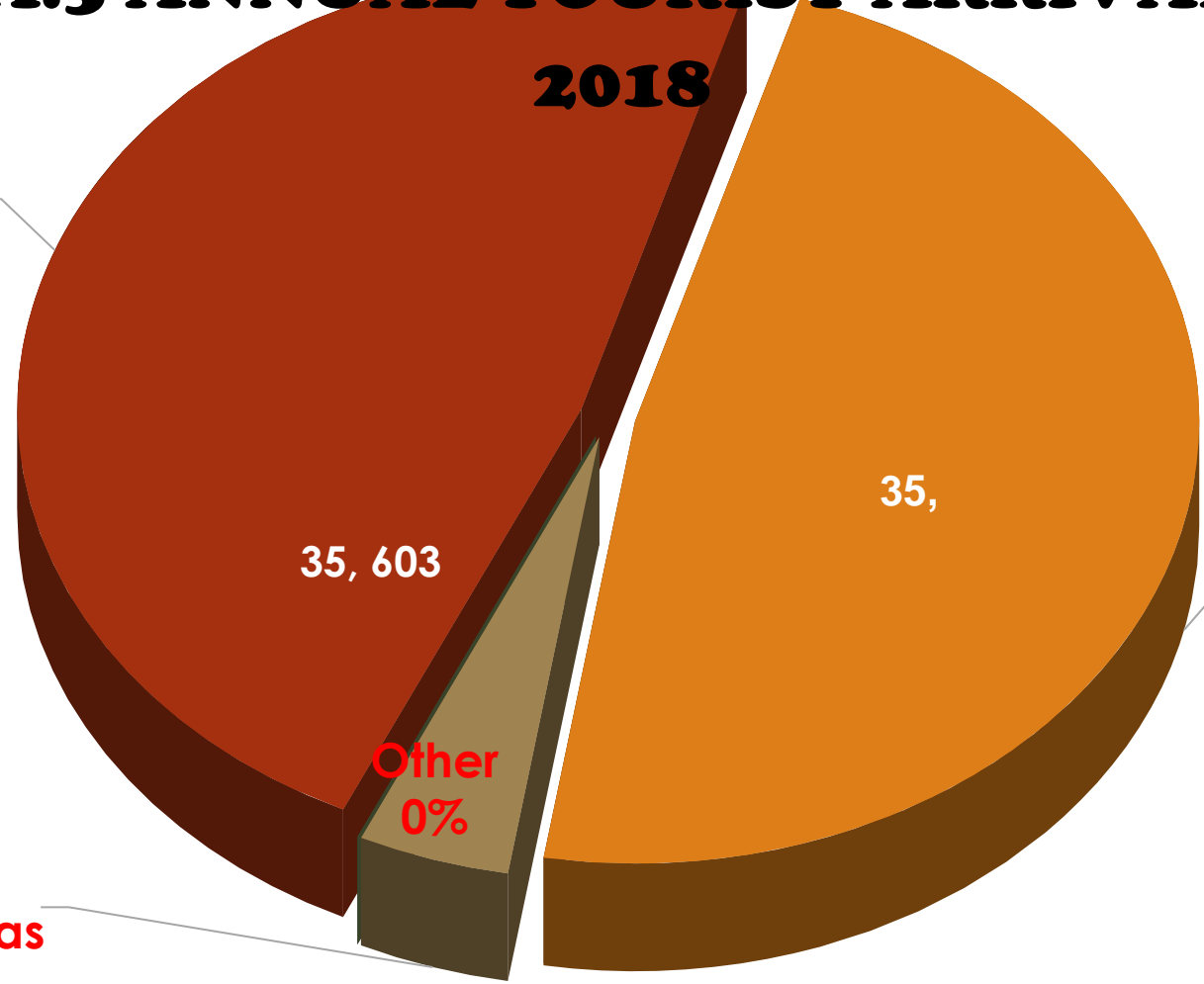
35,603

Other
0%

Overseas
4%

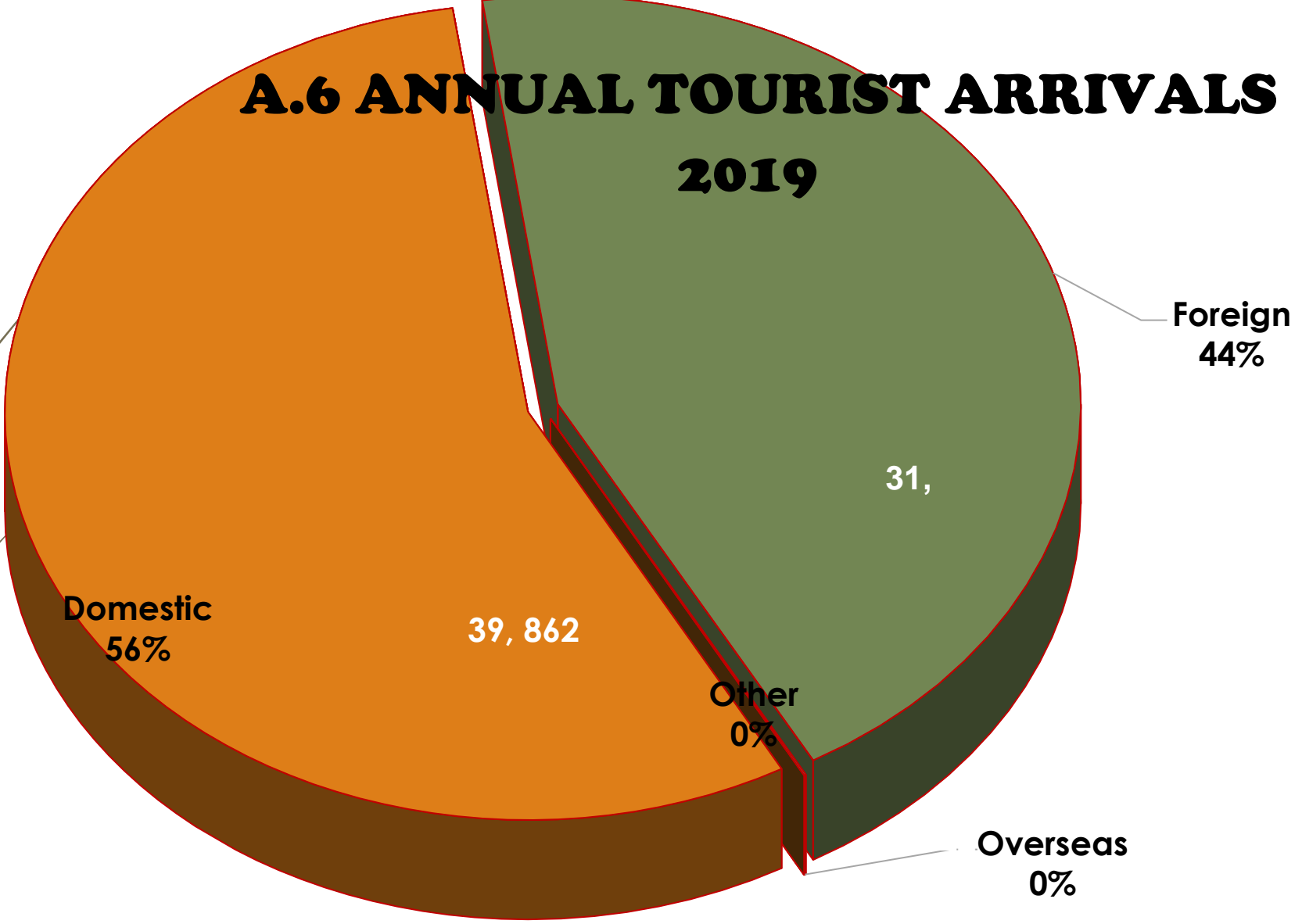
35,

Foreign
48%

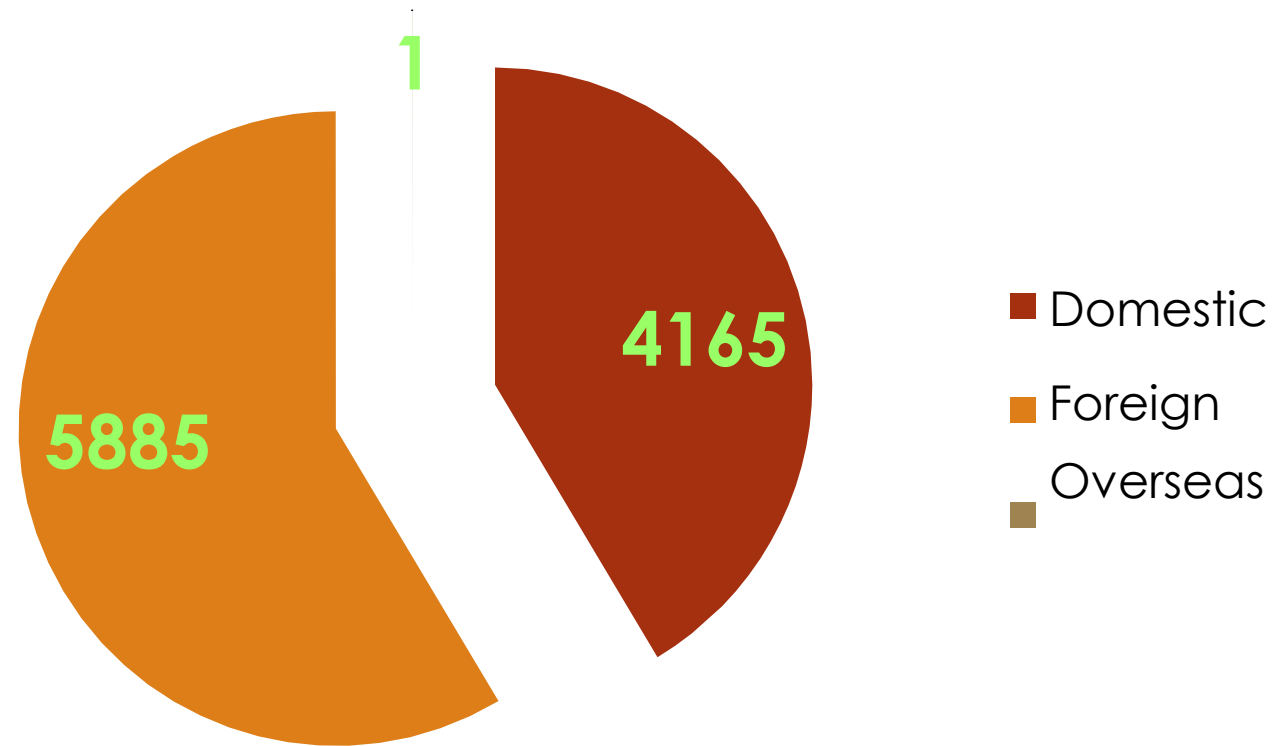


A.6 ANNUAL TOURIST ARRIVALS

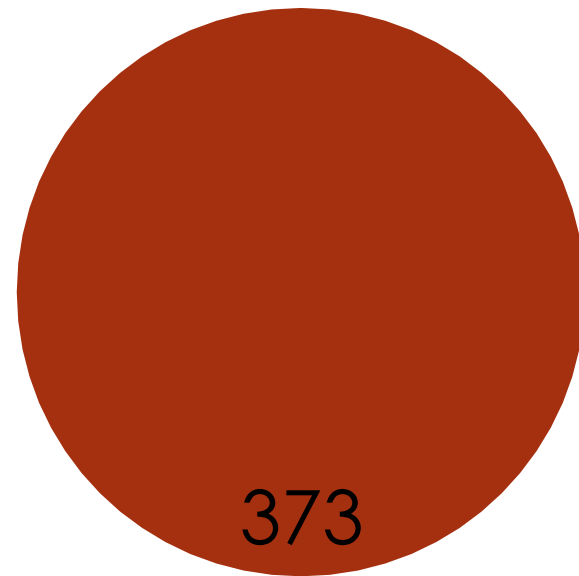
2019



A.7 ANNUAL TOURIST ARRIVALS



A.8 ANNUAL TOURIST ARRIVALS



■ Domestic

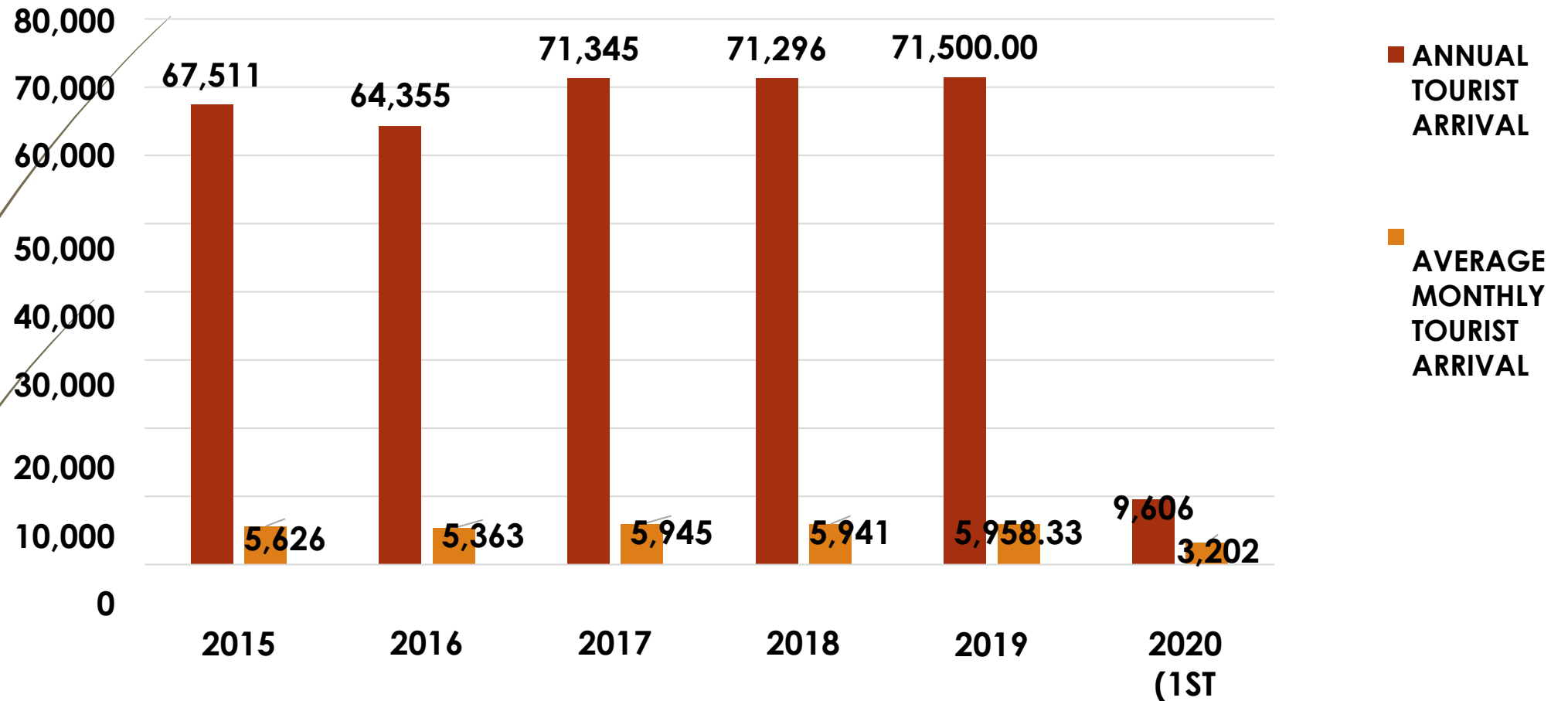
■ Foreign

■ Overseas

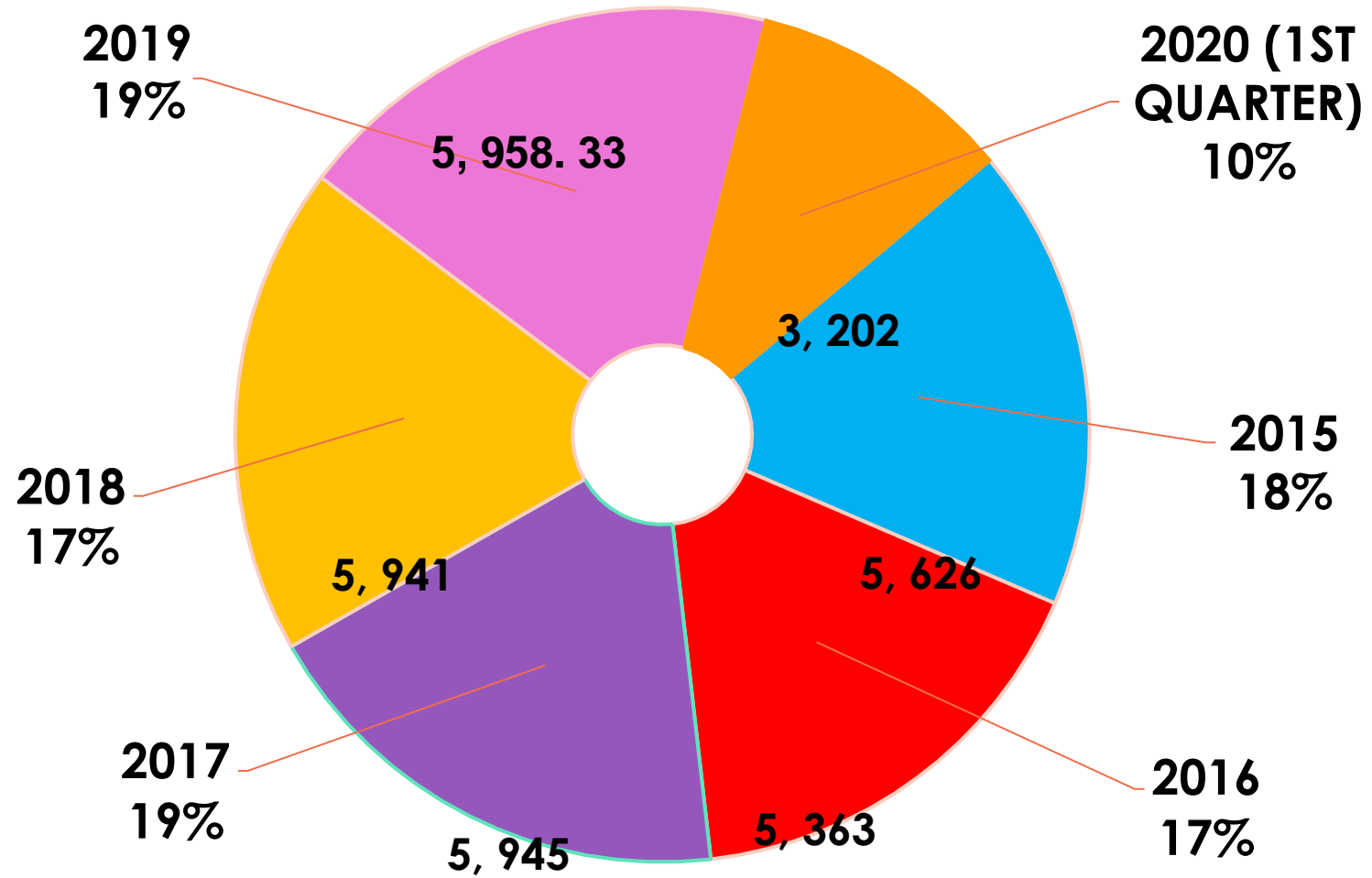
B. AVERAGE MONTHLY TOURISTS ARRIVALS 2015- 20221

REFERENCE YEAR	ANNUAL TOURIST ARRIVAL	AVERAGE MONTHLY TOURIST ARRIVALS
2015	67, 511	5, 626
2016	64, 355	5, 363
2017	71, 345	5, 945
2018	71, 296	5, 941
2019	71, 500	5, 958.33
2020	10,049	837.4
2021	373	31

B.1 AVERAGE MONTHLY TOURISTS ARRIVALS 2015-2020



B.2 AVERAGE MONTHLY TOURISTS ARRIVALS 2015 - 2020



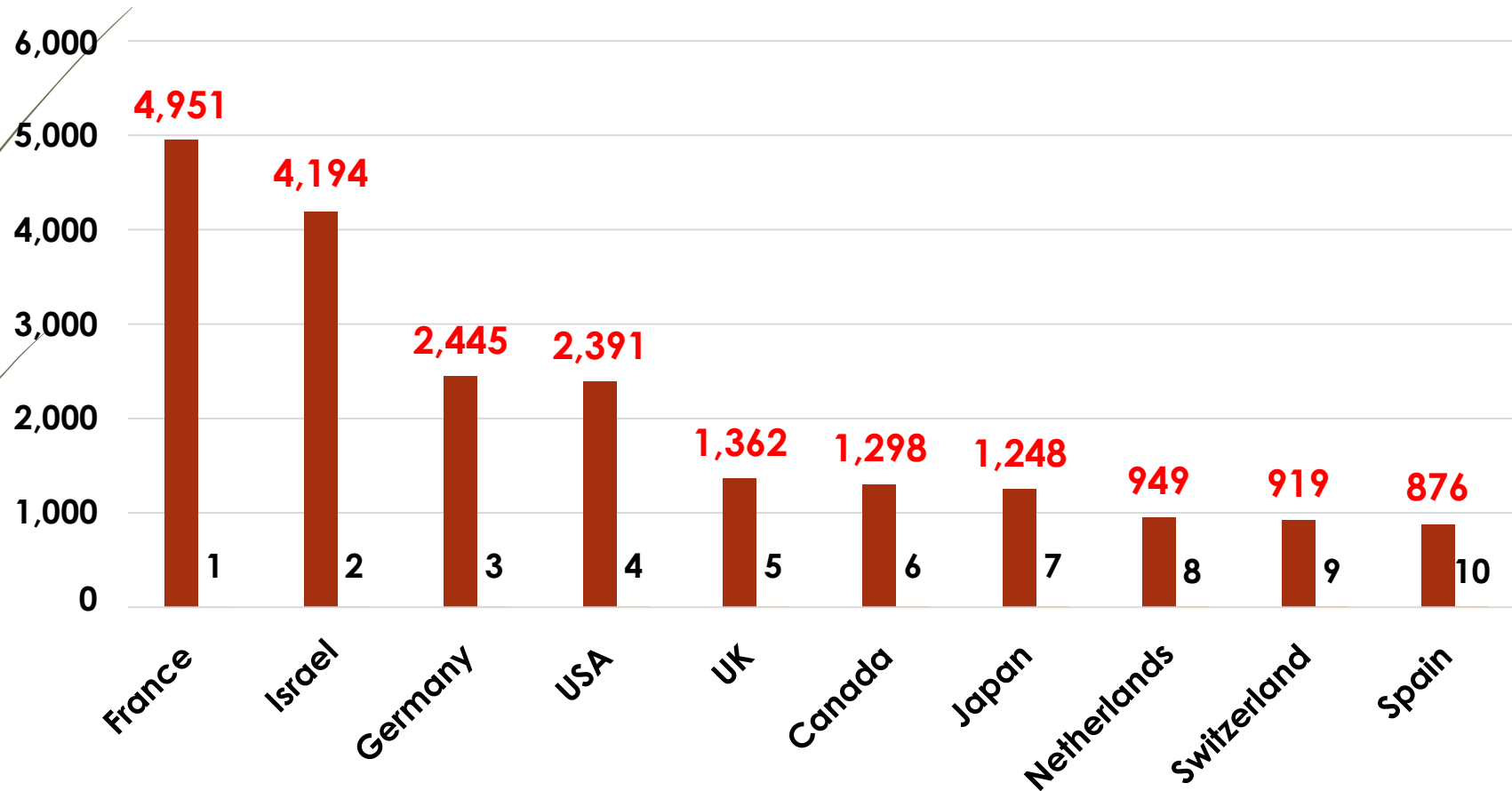


II. TOP TEN FOREIGN TOURIST ARRIVALS 2015 - 2020

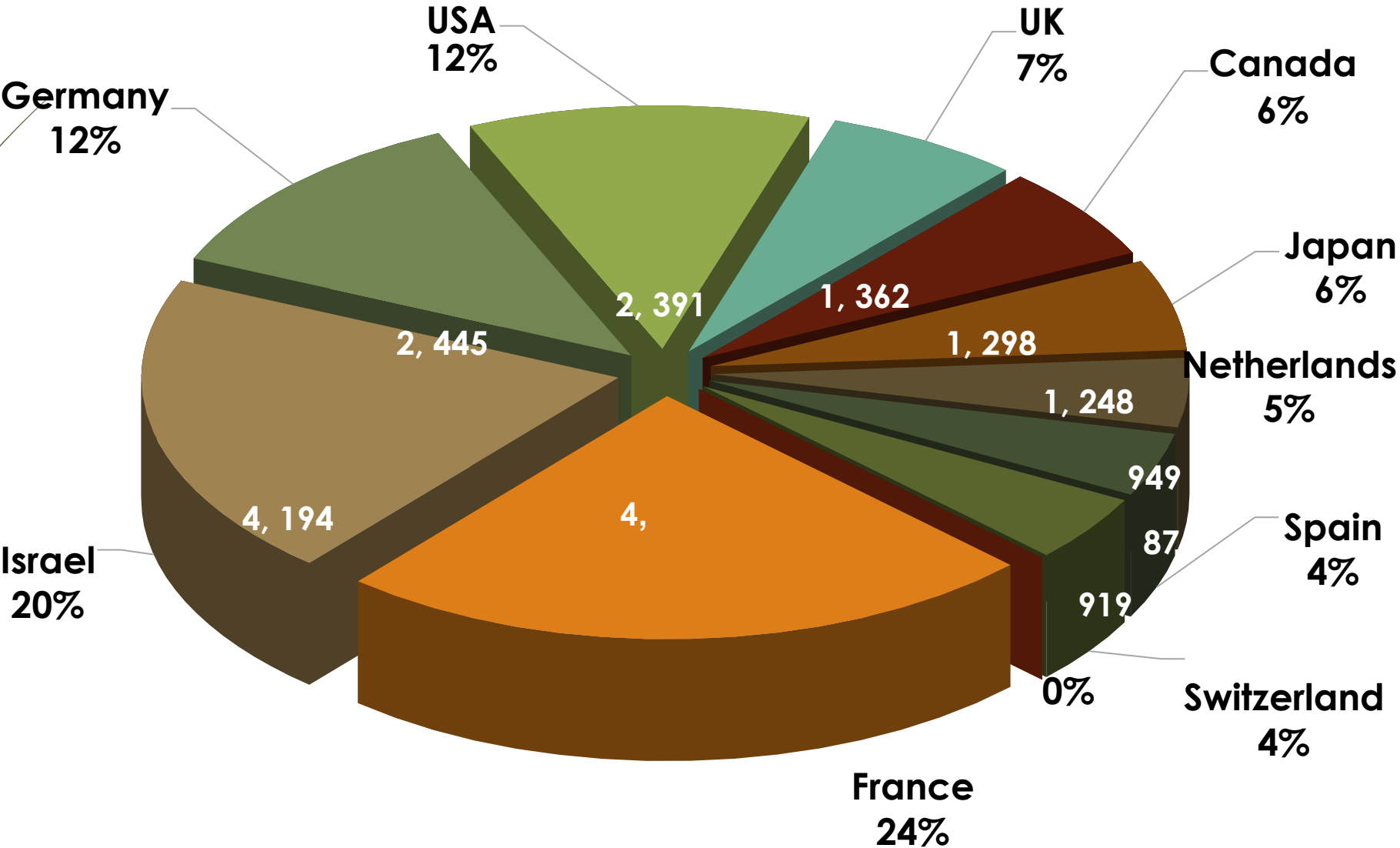
A. TOP TEN FOREIGN TOURIST ARRIVALS 2015

NATIONALITY	NUMBER OF TOURIST ARRIVALS	RANK
France	4,951	1
Israel	4,194	2
Germany	2,445	3
USA	2,391	4
UK	1,362	5
Canada	1,298	6
Japan	1,248	7
Netherlands	949	8
Switzerland	919	9
Spain	876	10
Total	20,633	

A.1 TOP TEN FOREIGN TOURIST ARRIVALS 2015



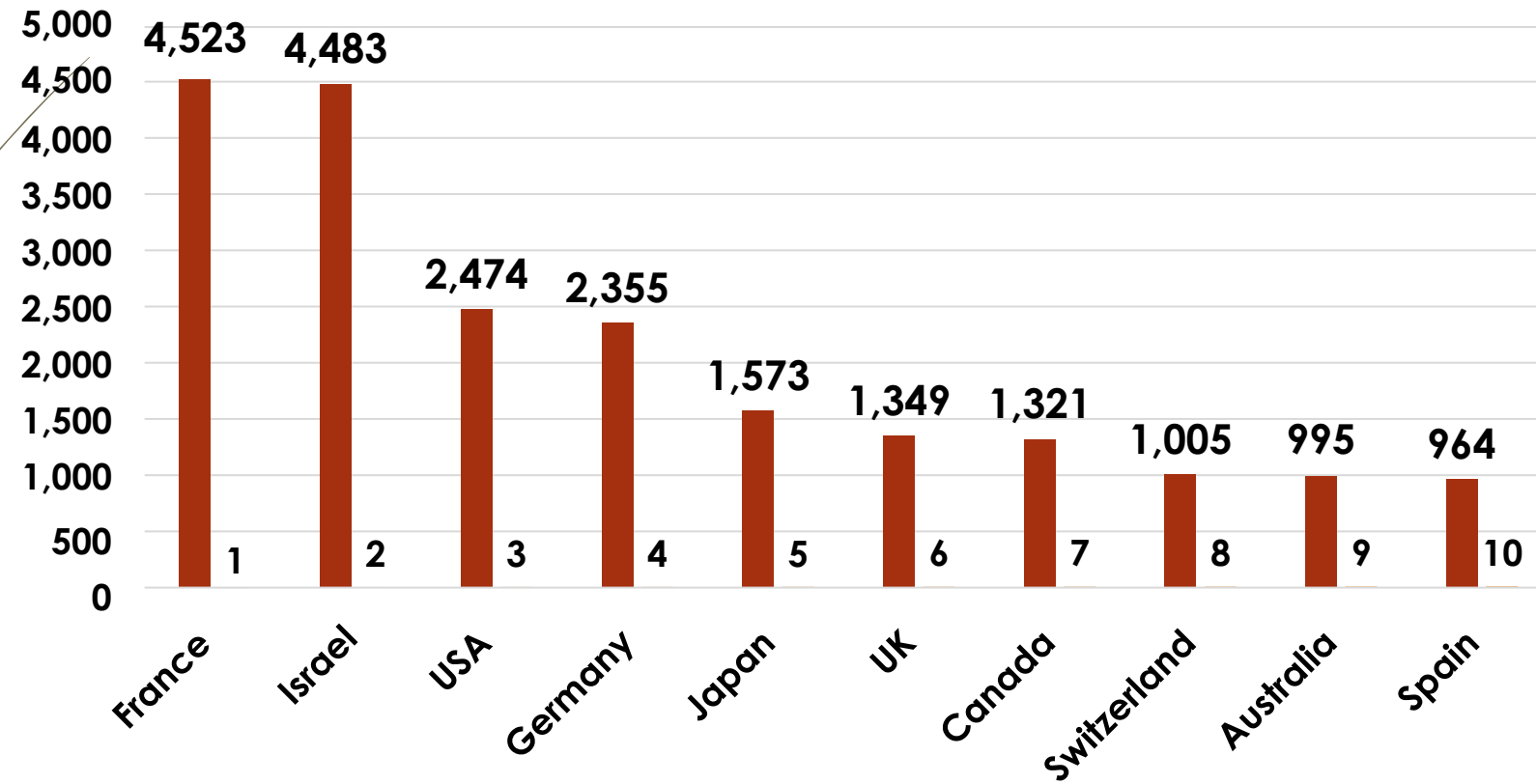
A.2 TOP TEN FOREIGN TOURIST ARRIVALS 2015



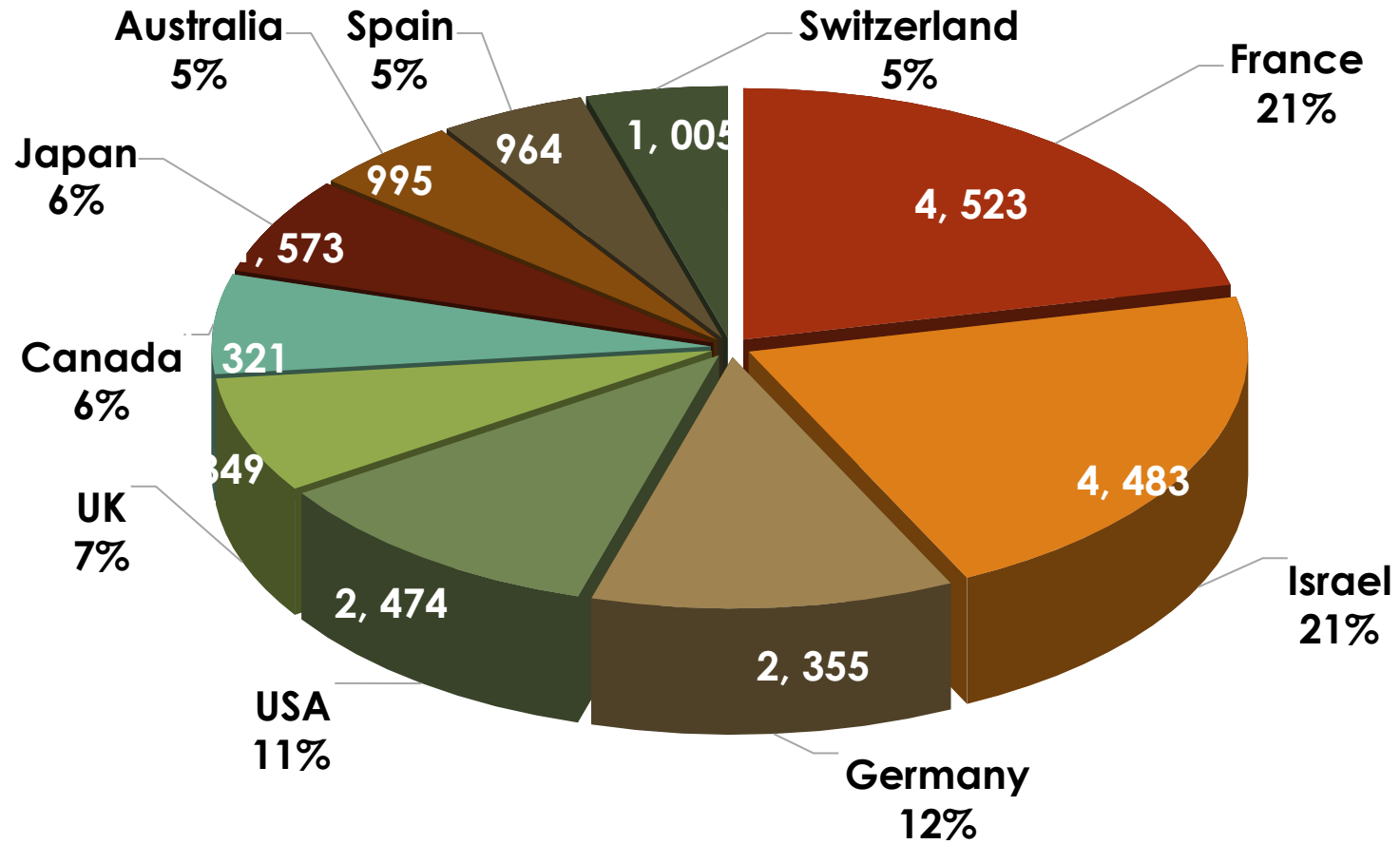
B. TOP TEN FOREIGN TOURIST ARRIVALS 2016

NATIONALITY	NUMBER OF TOURIST ARRIVALS	RANK
France	4,523	1
Israel	4,483	2
USA	2,474	3
Germany	2,355	4
Japan	1,573	5
UK	1,349	6
Canada	1,321	7
Switzerland	1,005	8
Australia	995	9
Spain	964	10
Total	21,042	

B.1 TOP TEN FOREIGN TOURIST ARRIVALS 2016



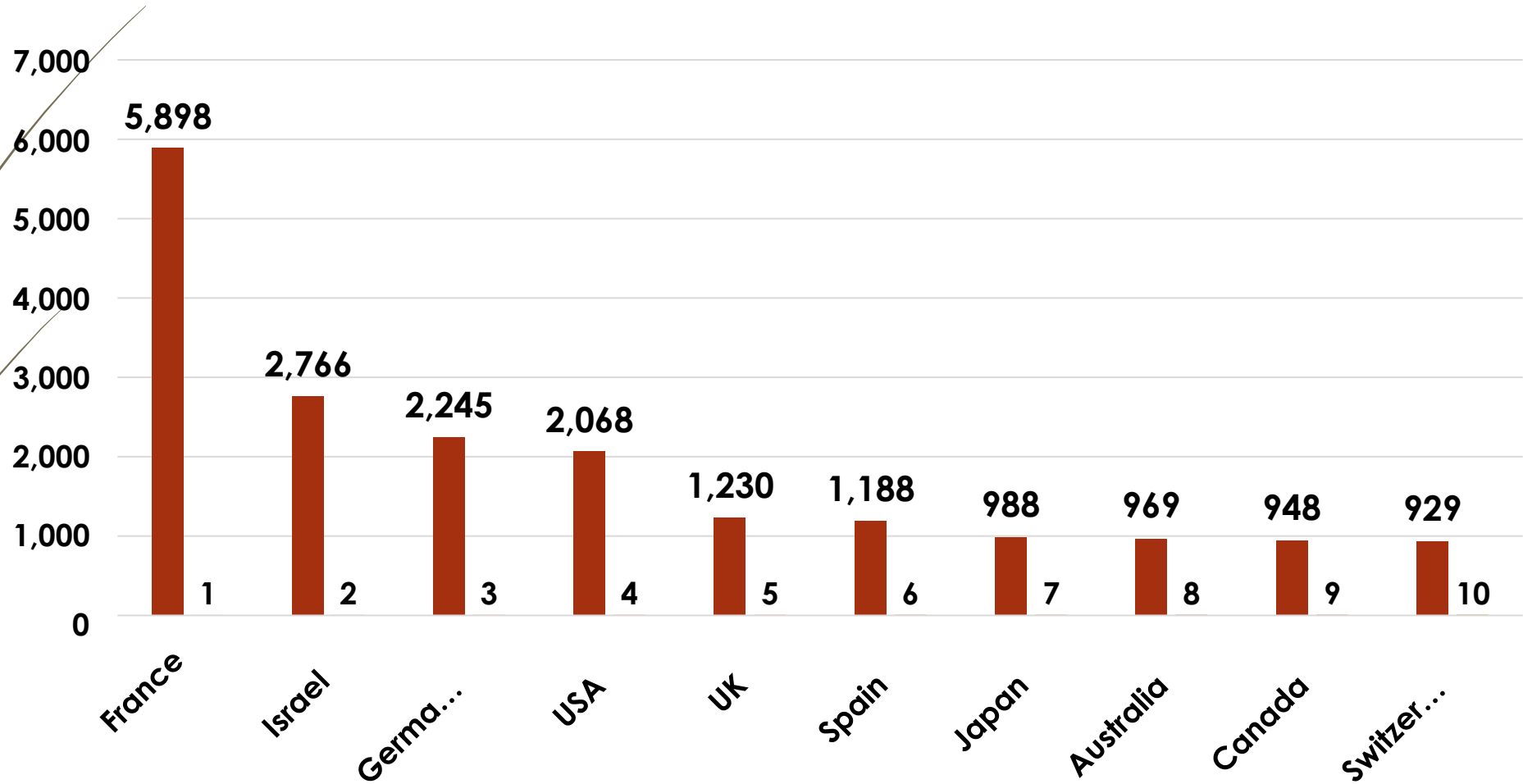
B.2 TOP TEN FOREIGN TOURIST ARRIVALS 2016



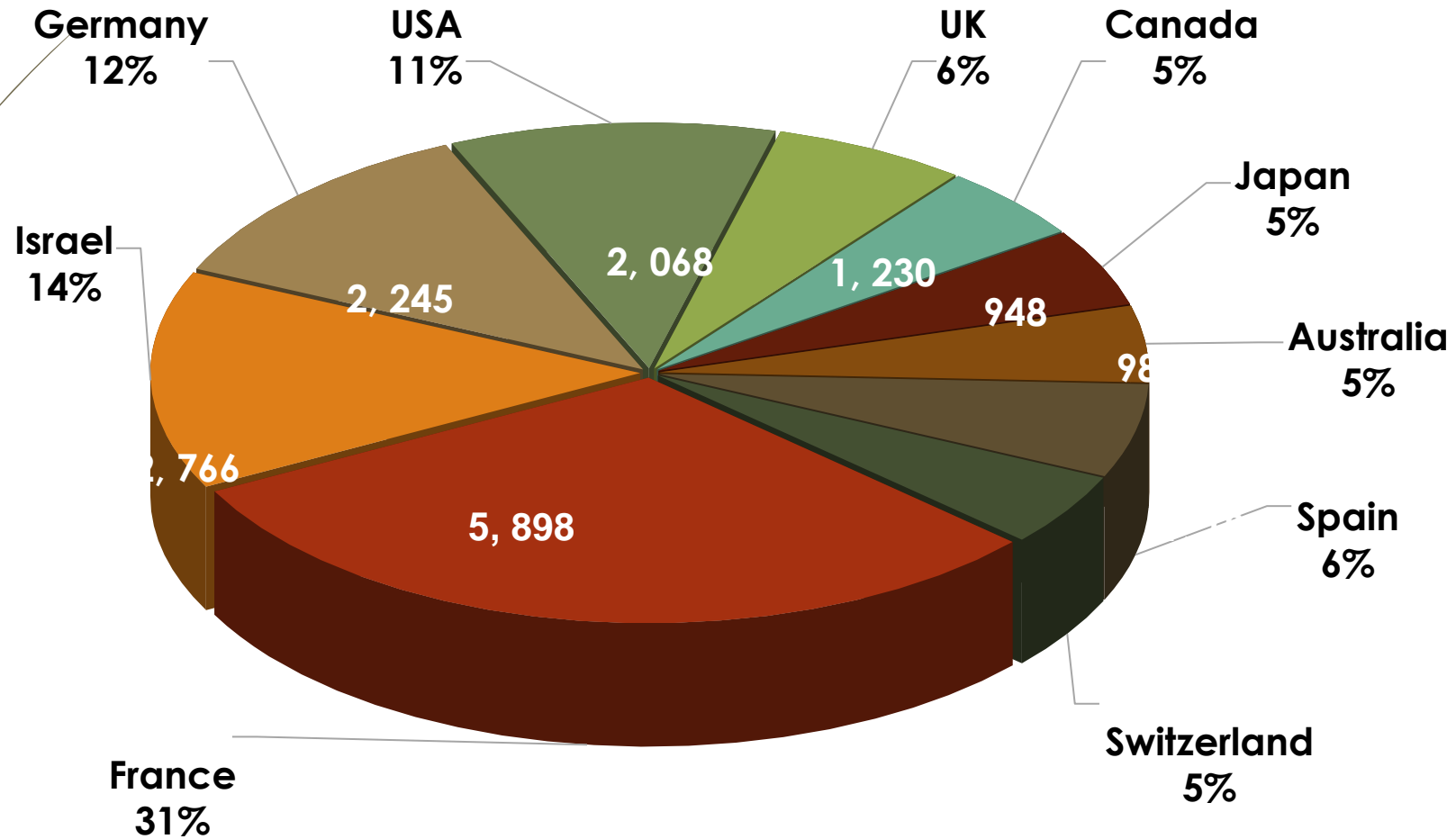
C. TOP TEN FOREIGN TOURIST ARRIVALS

NATIONALITY	NUMBER OF TOURIST ARRIVALS	RANK
France	5,898	1
Israel	2,766	2
Germany	2,245	3
USA	2,068	4
UK	1,230	5
Spain	1,188	6
Japan	988	7
Australia	969	8
Canada	948	9
Switzerland	929	10
Total	19,229	

C.1 TOP TEN FOREIGN TOURIST ARRIVALS 2017



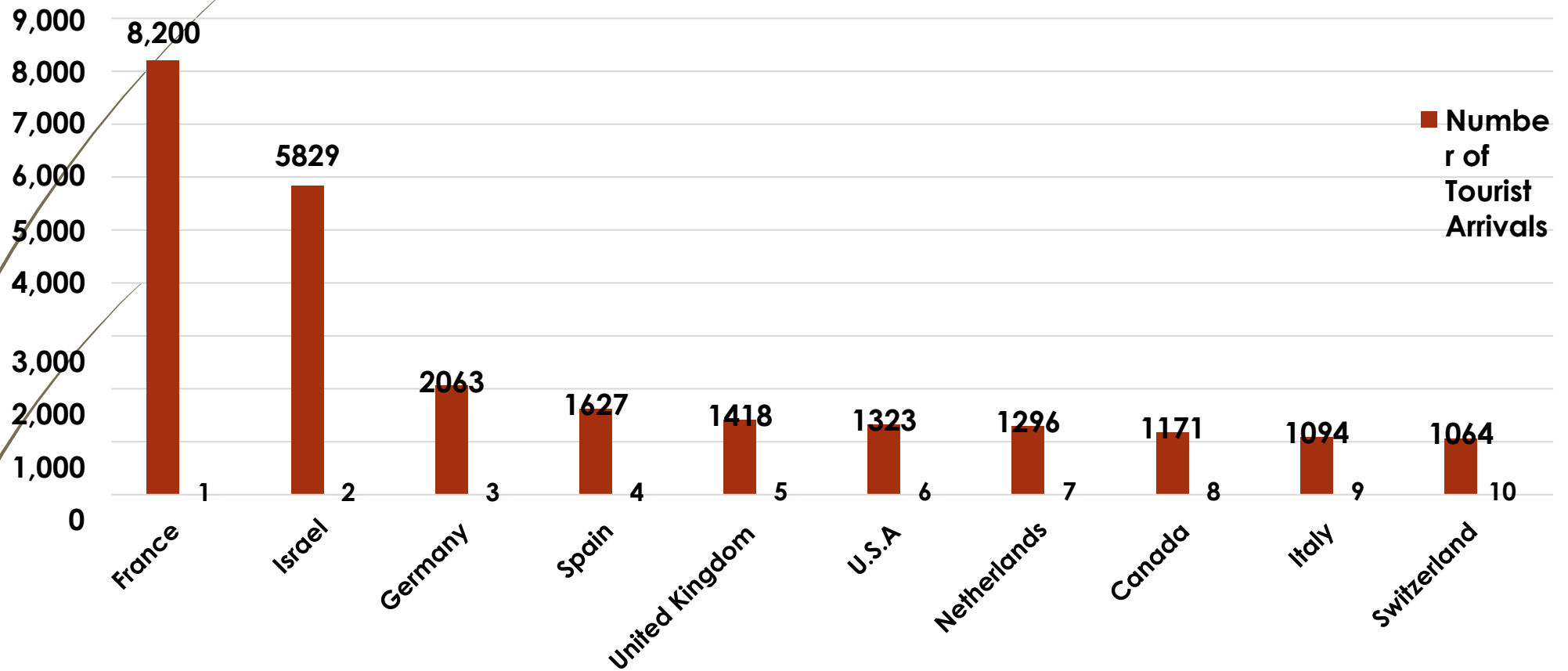
C.2 TOP TEN FOREIGN TOURIST ARRIVALS 2017



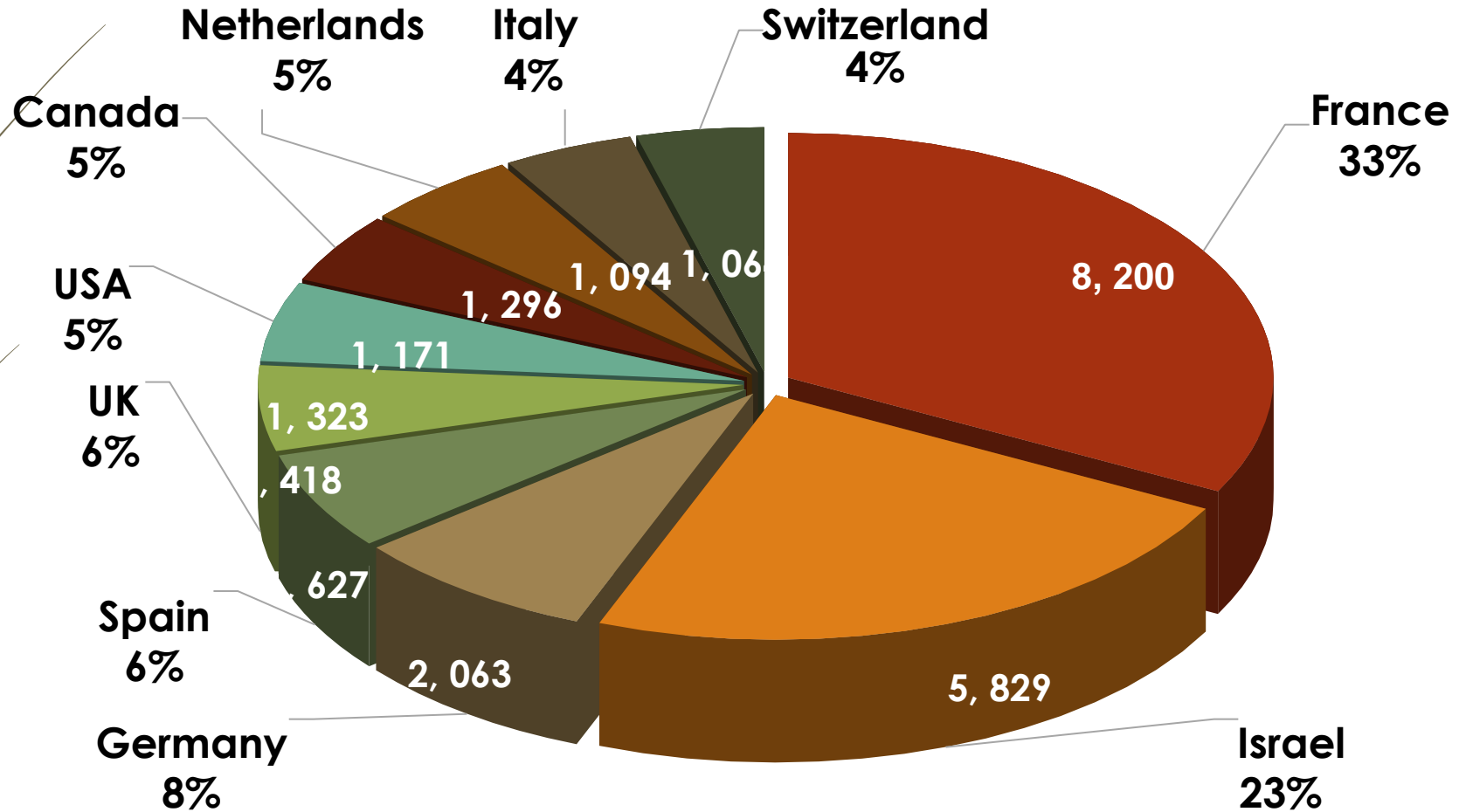
D. TOP TEN FOREIGN TOURIST ARRIVALS 2018

NATIONALITY	NUMBER OF TOURIST ARRIVALS	RANK
France	8,200	1
Israel	5,829	2
Germany	2,063	3
Spain	1,627	4
United Kingdom	1,418	5
U.S.A	1,323	6
Netherlands	1,296	7
Canada	1,171	8
Italy	1,094	9
Switzerland	1,064	10
Total	25,085	

D.1 TOP TEN FOREIGN TOURIST ARRIVALS 2018



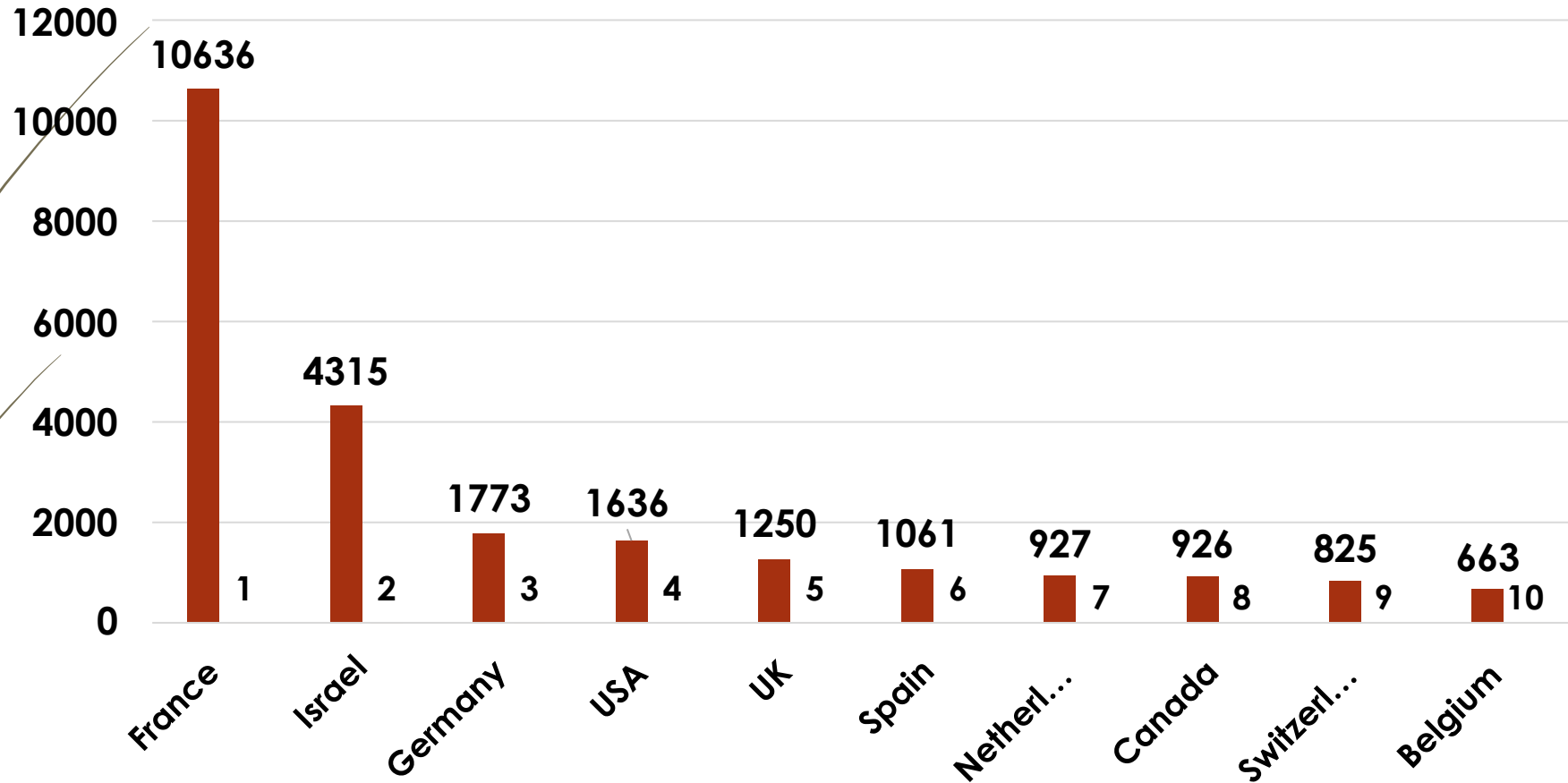
D.2 TOP TEN FOREIGN TOURIST ARRIVALS 2018



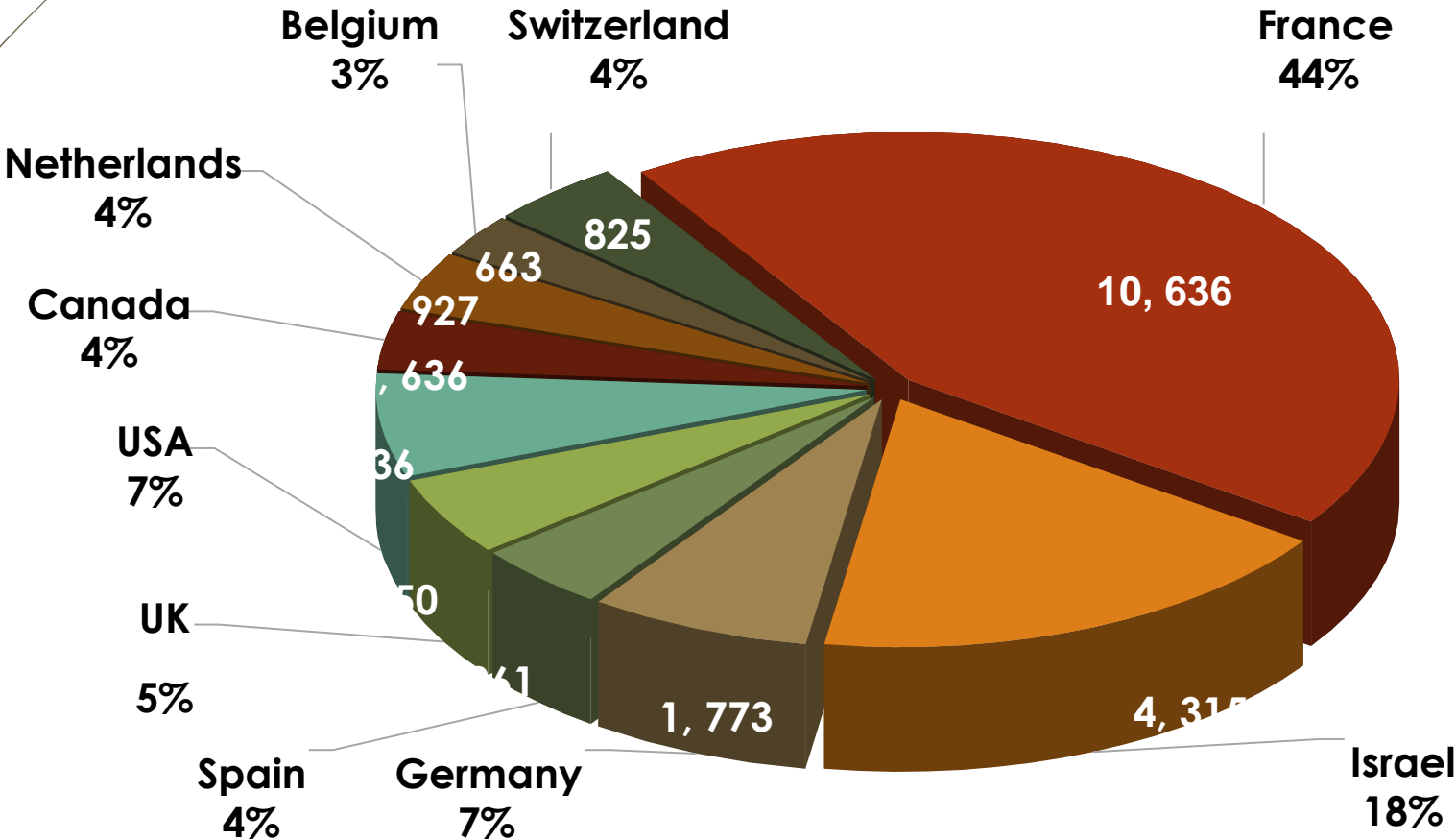
E. TOP TEN FOREIGN TOURIST ARRIVALS 2019

NATIONALITY	NO. OF TOURIST ARRIVALS	RANK
France	10,636	1
Israel	4,315	2
Germany	1,773	3
USA	1,636	4
UK	1,250	5
Spain	1,061	6
Netherlands	927	7
Canada	926	8
Switzerland	825	9
Belgium	663	10
Total	24,012	

E.1 TOP TEN FOREIGN TOURIST ARRIVALS 2019



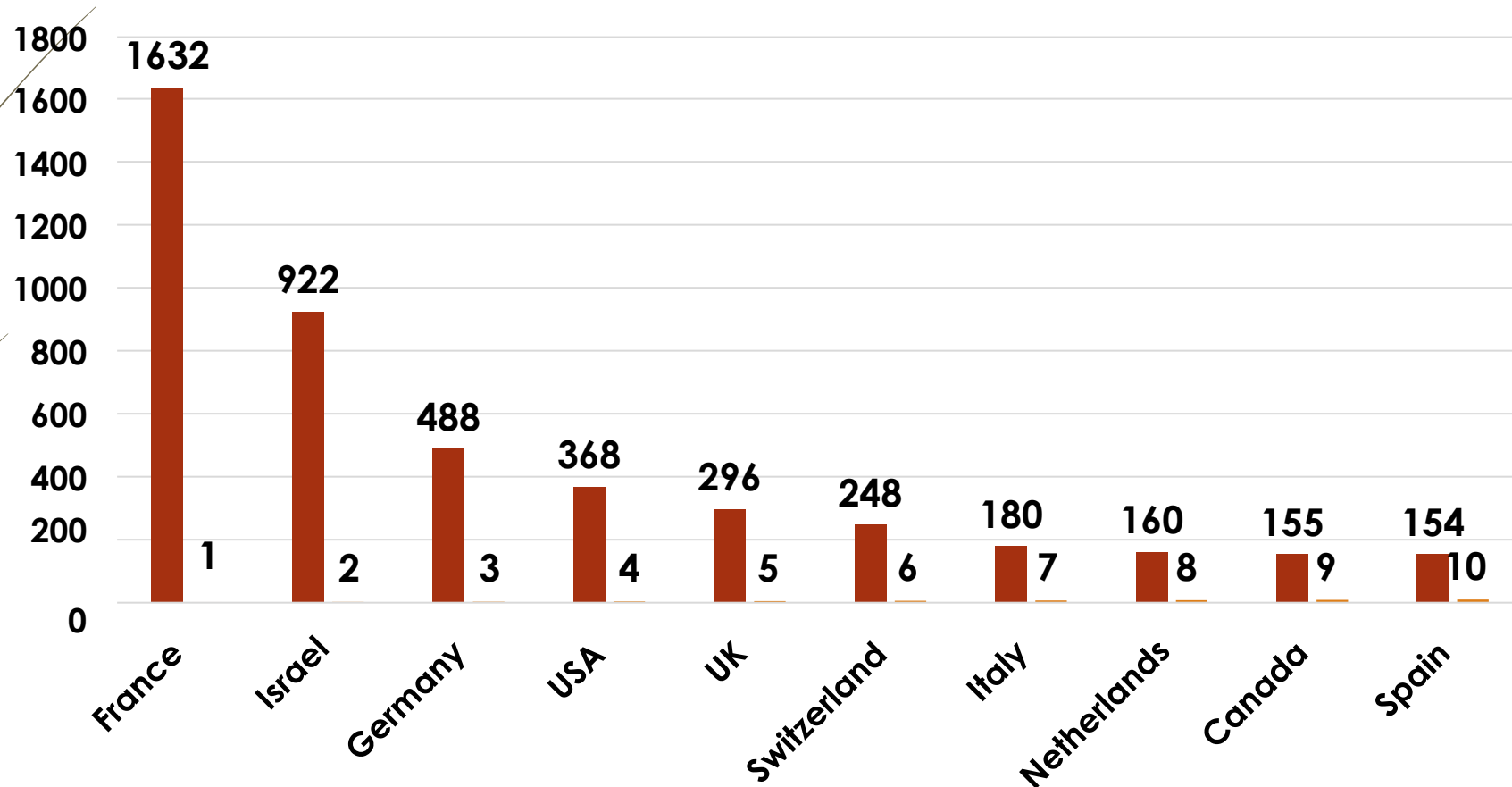
E.2 TOP TEN FOREIGN TOURIST ARRIVALS 2019



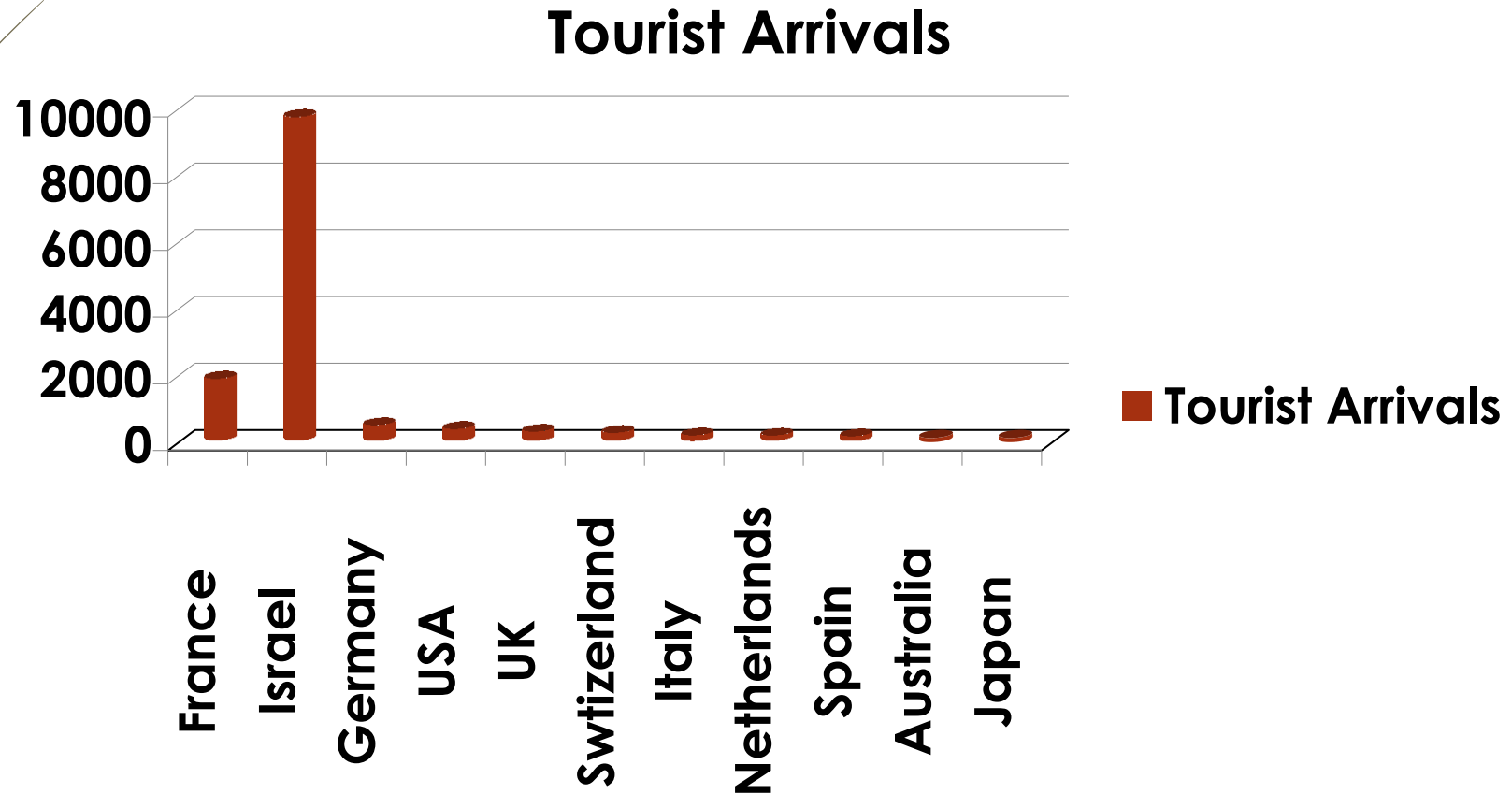
F. TOP TEN FOREIGN TOURIST ARRIVALS 1st QUARTER 2020

NATIONALITY	NUMBER OF TOURIST ARRIVALS	RANK
France	1,637	1
Israel	922	2
Germany	488	3
USA	368	4
UK	296	5
Switzerland	248	6
Italy	180	7
Netherlands	160	8
Canada	155	9
Spain	154	10
Total	4,608	

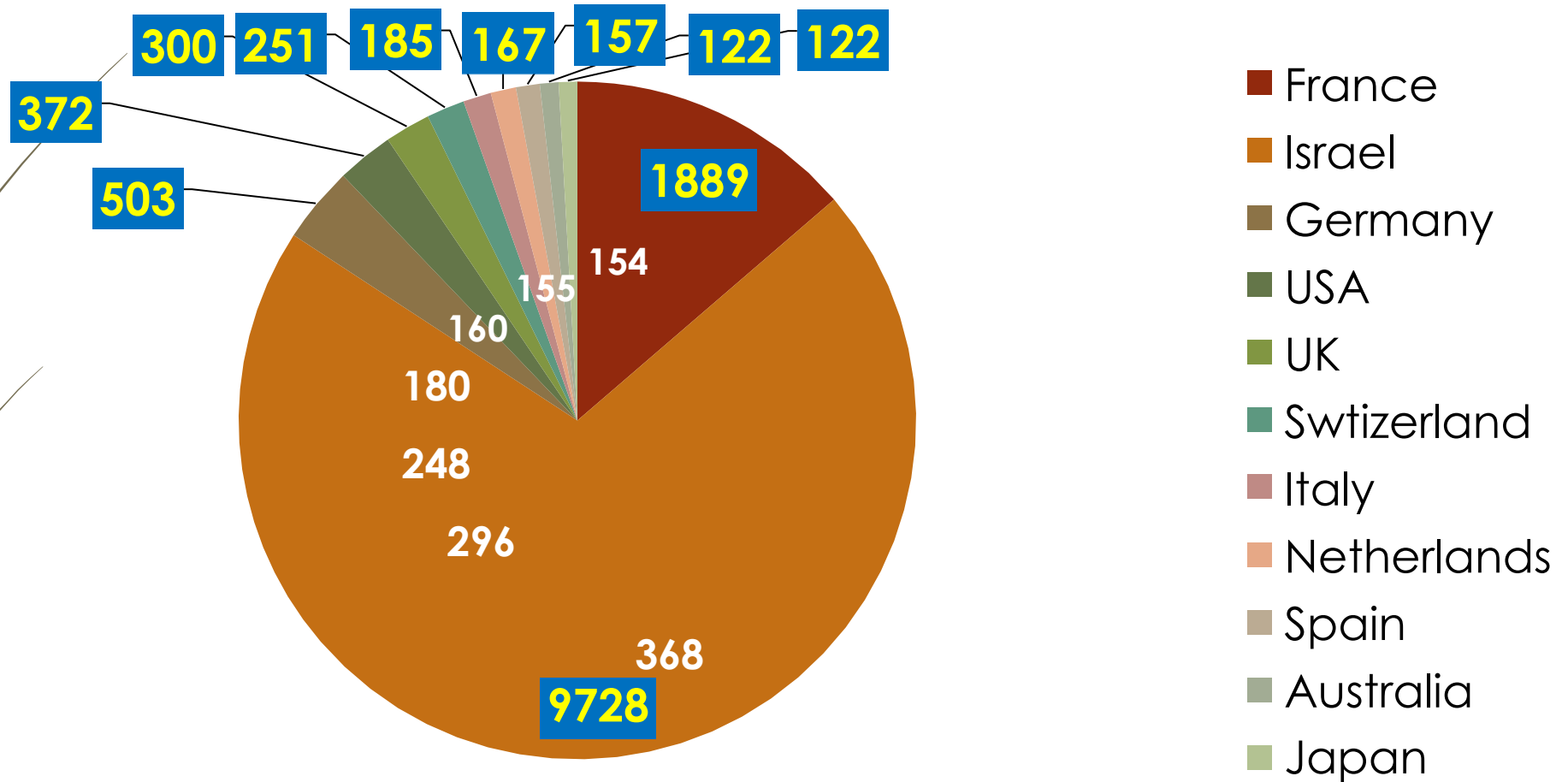
F.1 TOP TEN FOREIGN TOURIST ARRIVALS FIRST QUARTER 2020



F.2 TOP TEN FOREIGN TOURIST ARRIVALS 2020

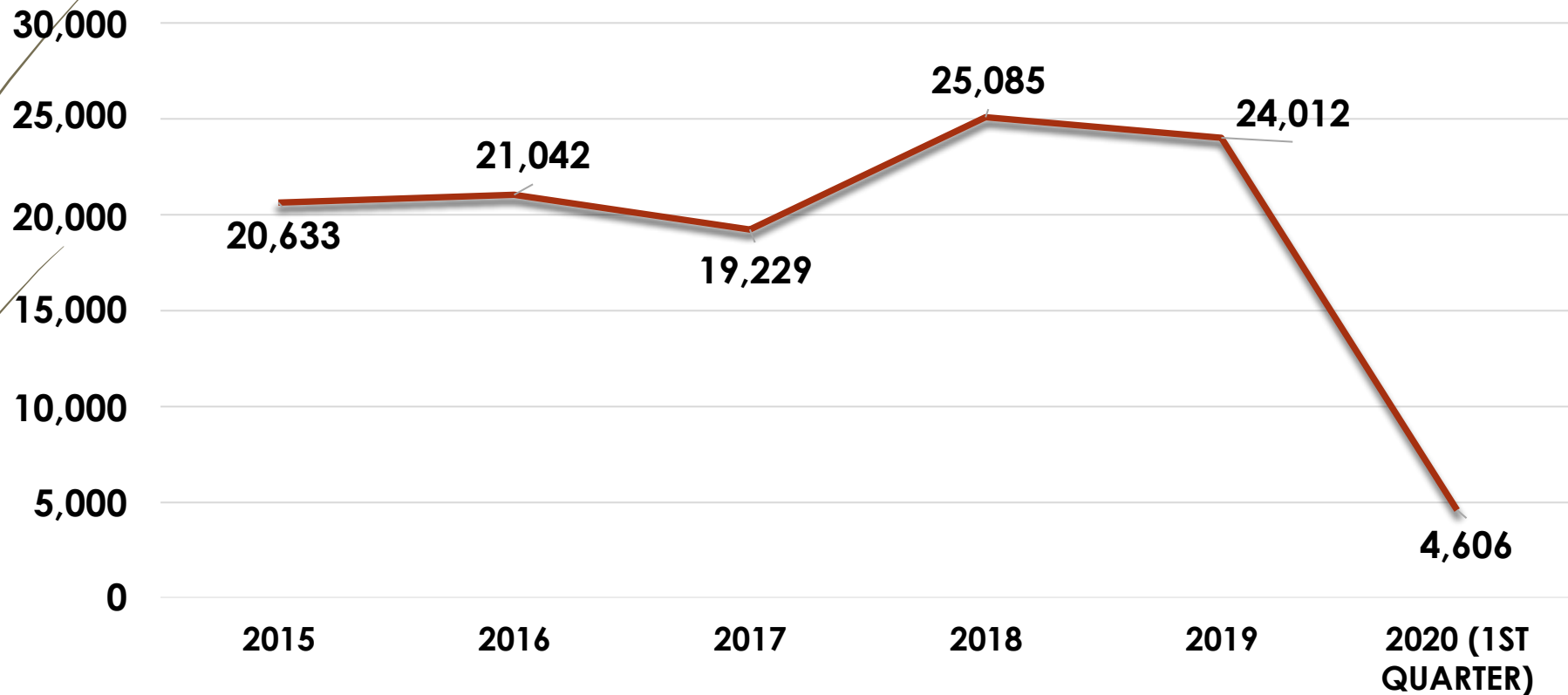


F.3 TOP TEN FOREIGN TOURIST ARRIVALS 2020



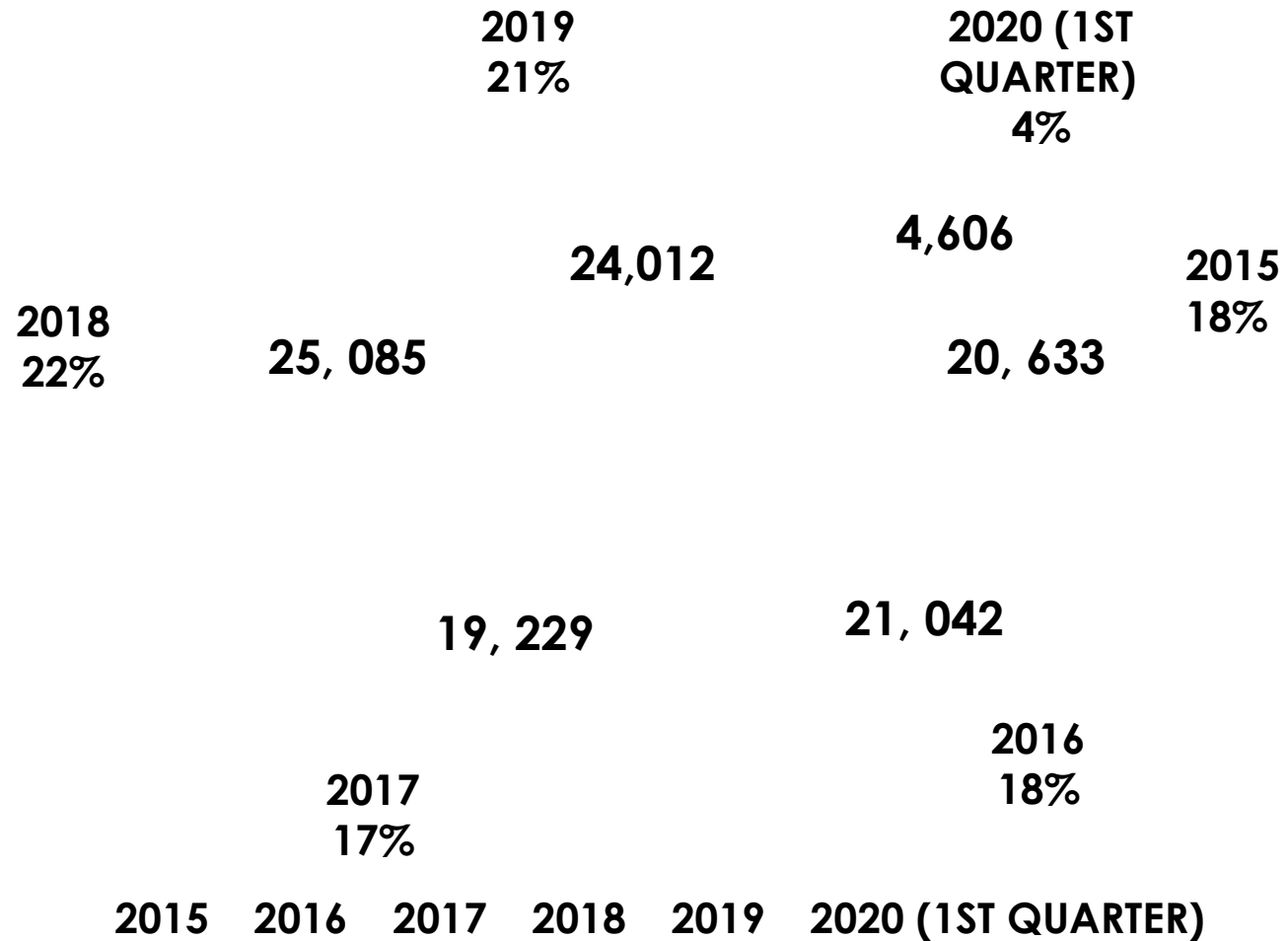
G. FOREIGN TOURIST ARRIVALS

2015 - 1st QUARTER 2020



H. FOREIGN TOURIST ARRIVALS

2015 - 1st QUARTER 2020



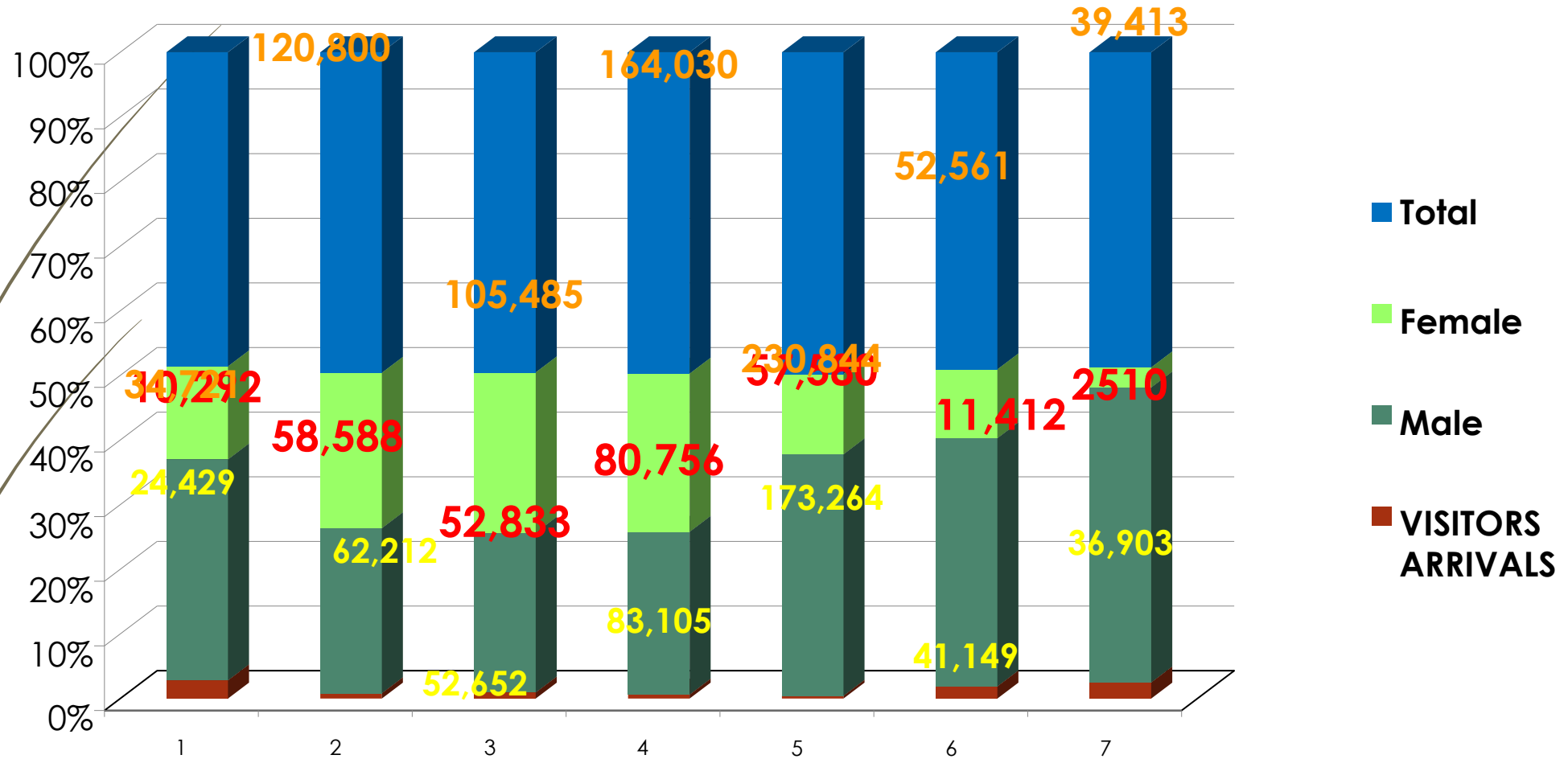


**III. ANNUAL
VISITORS ARRIVAL
2015 – 2020 & FIRST
SEMESTER 2021**

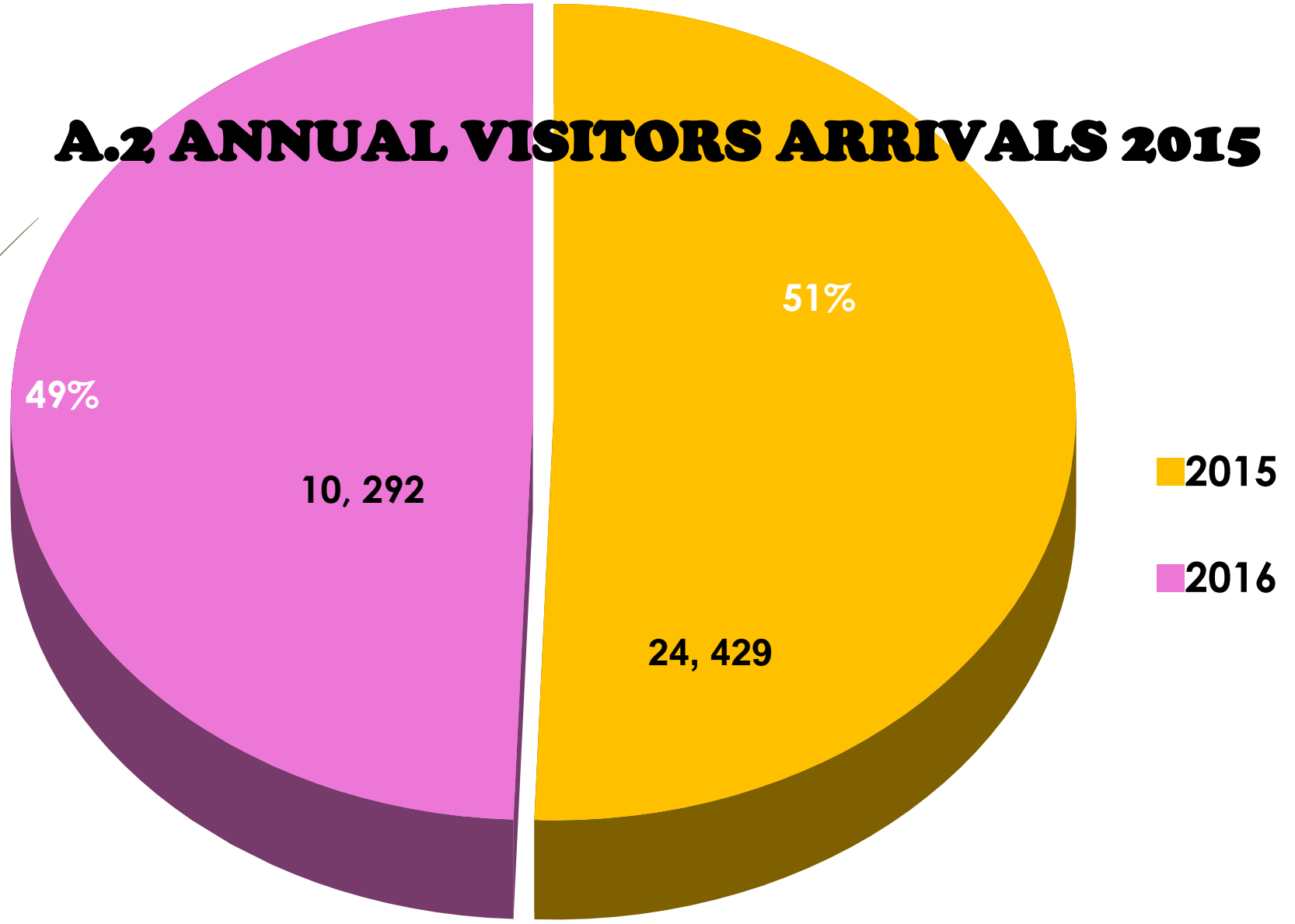
A. ANNUAL VISITORS ARRIVALS 2015- 2020 & SEMESTER QUARTER 2021

VISITORS ARRIVALS	2015	2016	2017	2018	2019	2020	2021
Male	24,429	62,212	52,652	83,105	173,264	41,149	36,903
Female	10,292	58,588	52,833	80,756	57,580	11,412	2510
Total	34,721	120,800	105,485	164,030	230,844	52,561	39,413
Rate(%)		71.25	(12.6%)	55.50%	40.73%	-77.23%	-25.01%

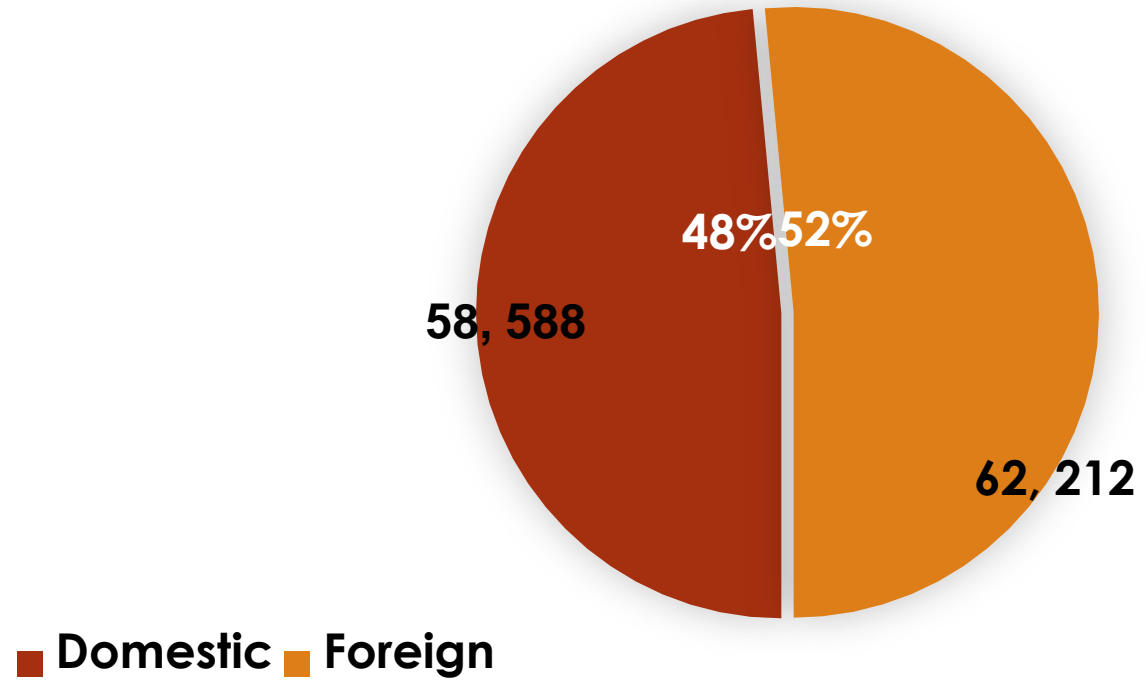
A. 1 ANNUAL VISITORS ARRIVALS 2015- 2020 & FIRST QUARTER 2021



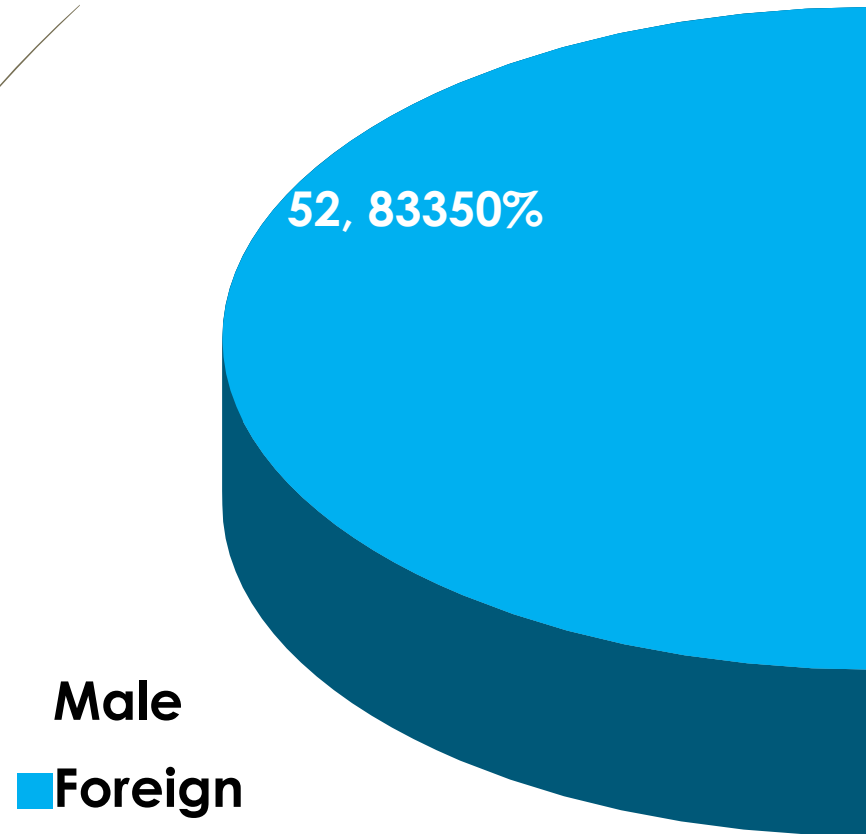
A.2 ANNUAL VISITORS ARRIVALS 2015



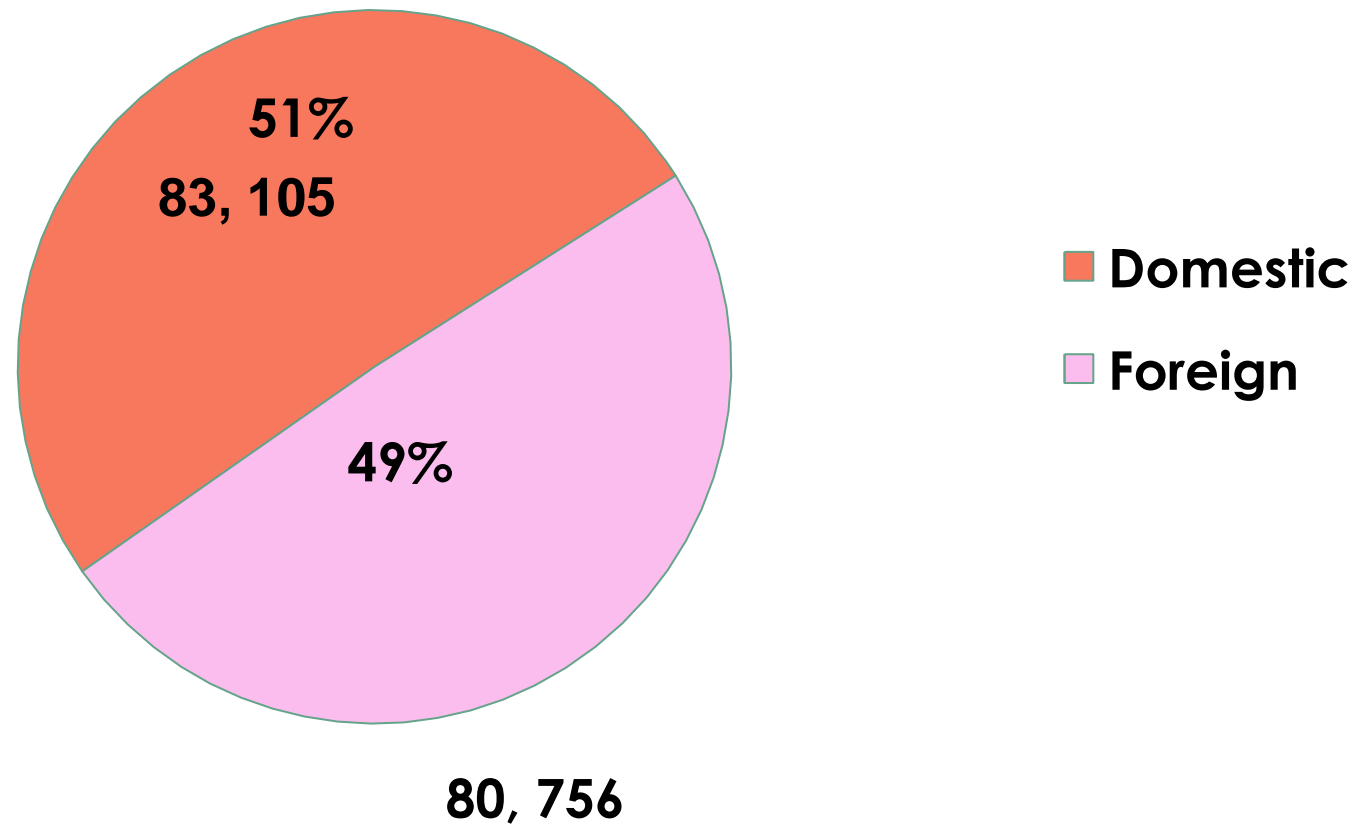
A.3 ANNUAL VISITORS ARRIVALS 2016



A.4 ANNUAL VISITORS ARRIVALS 2017

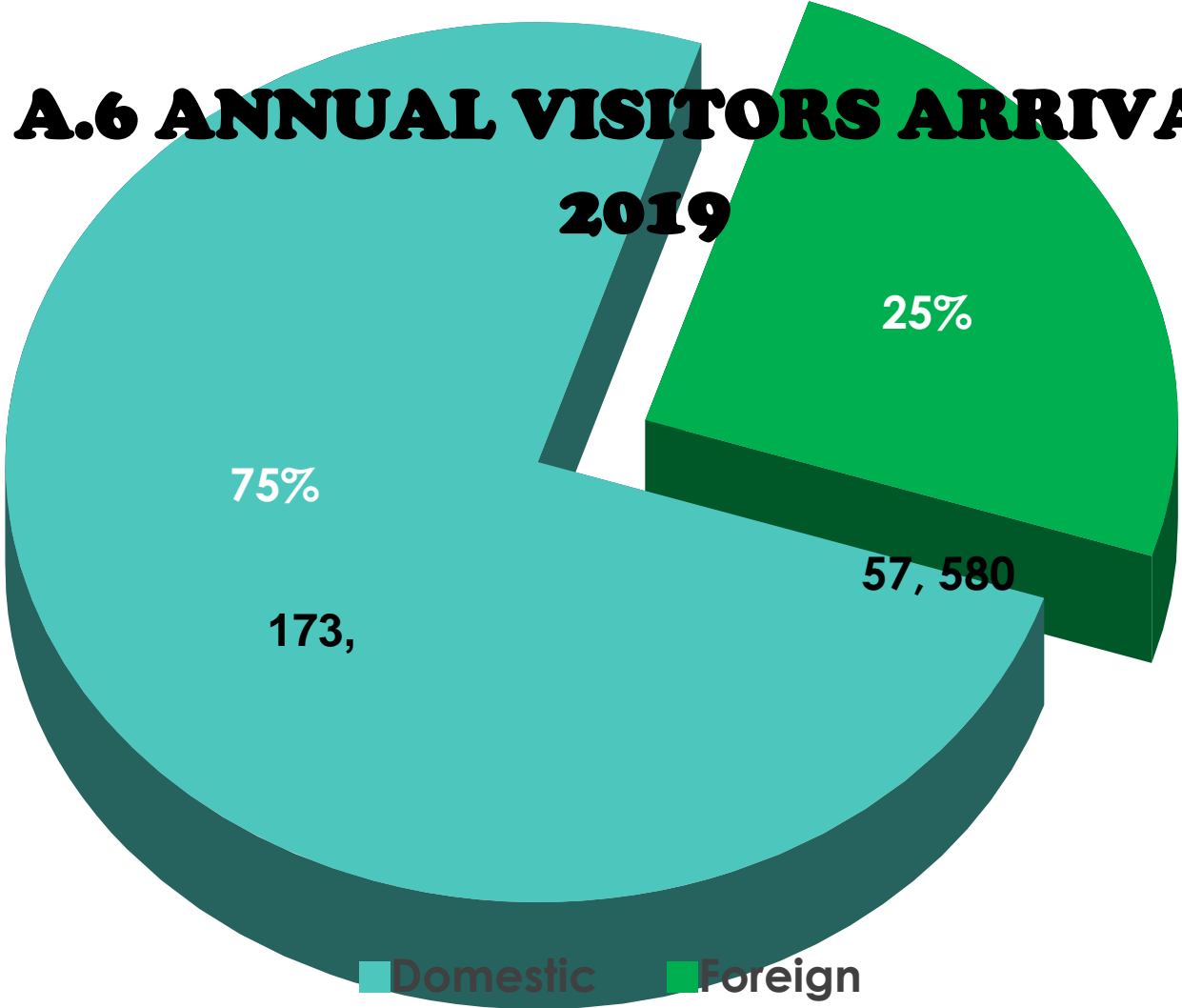


A.5 ANNUAL VISITORS ARRIVALS 2018

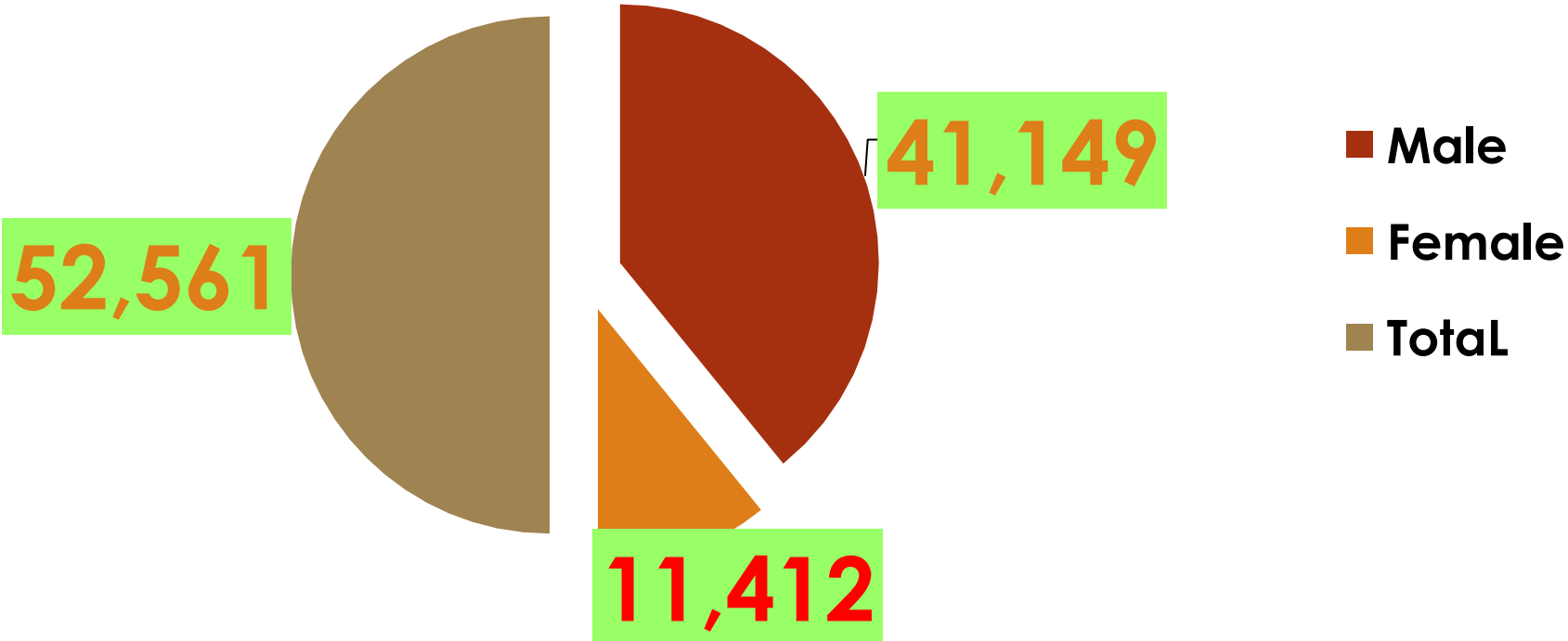


A.6 ANNUAL VISITORS ARRIVALS

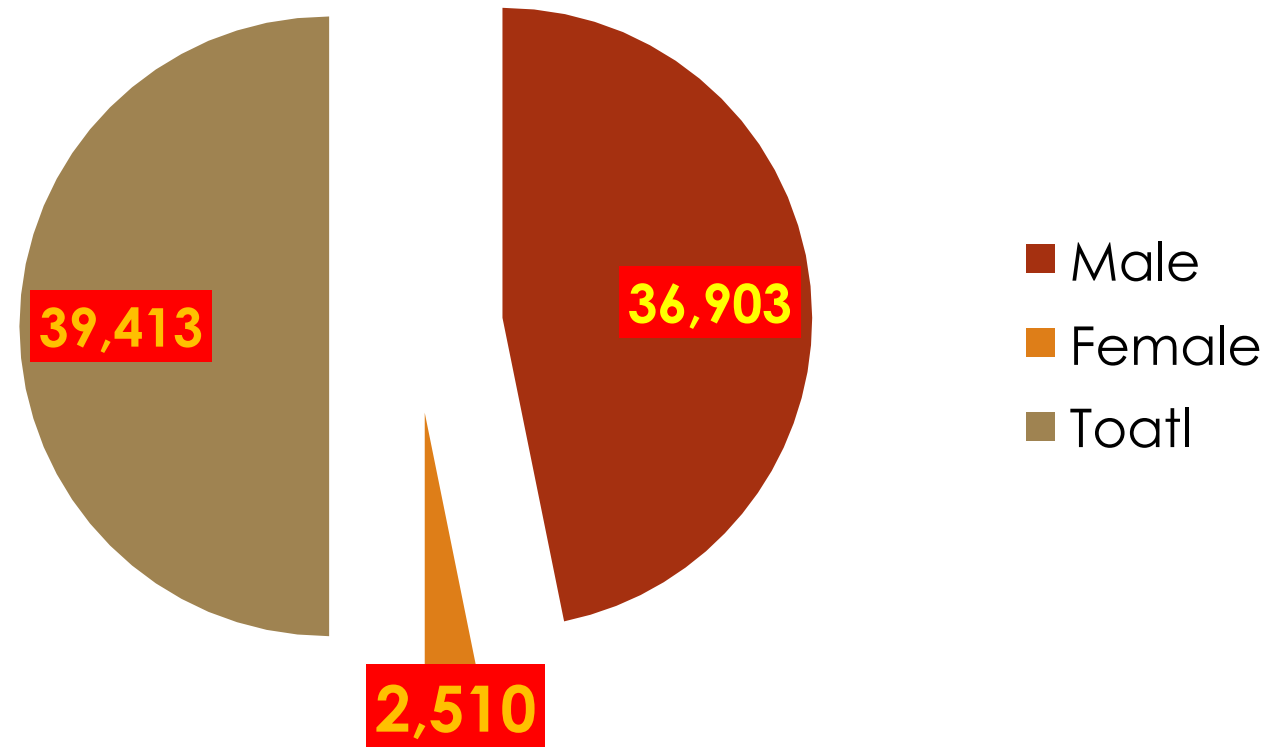
2019



A.7 ANNUAL VISITORS ARRIVALS 2020



A.8 FIRST SEMESTER VISITORS ARRIVALS 2021



**B. AVERAGE MONTHLY VISITORS
ARRIVALS 2015-2020 & FIRST SEMESTER 2021 2021**

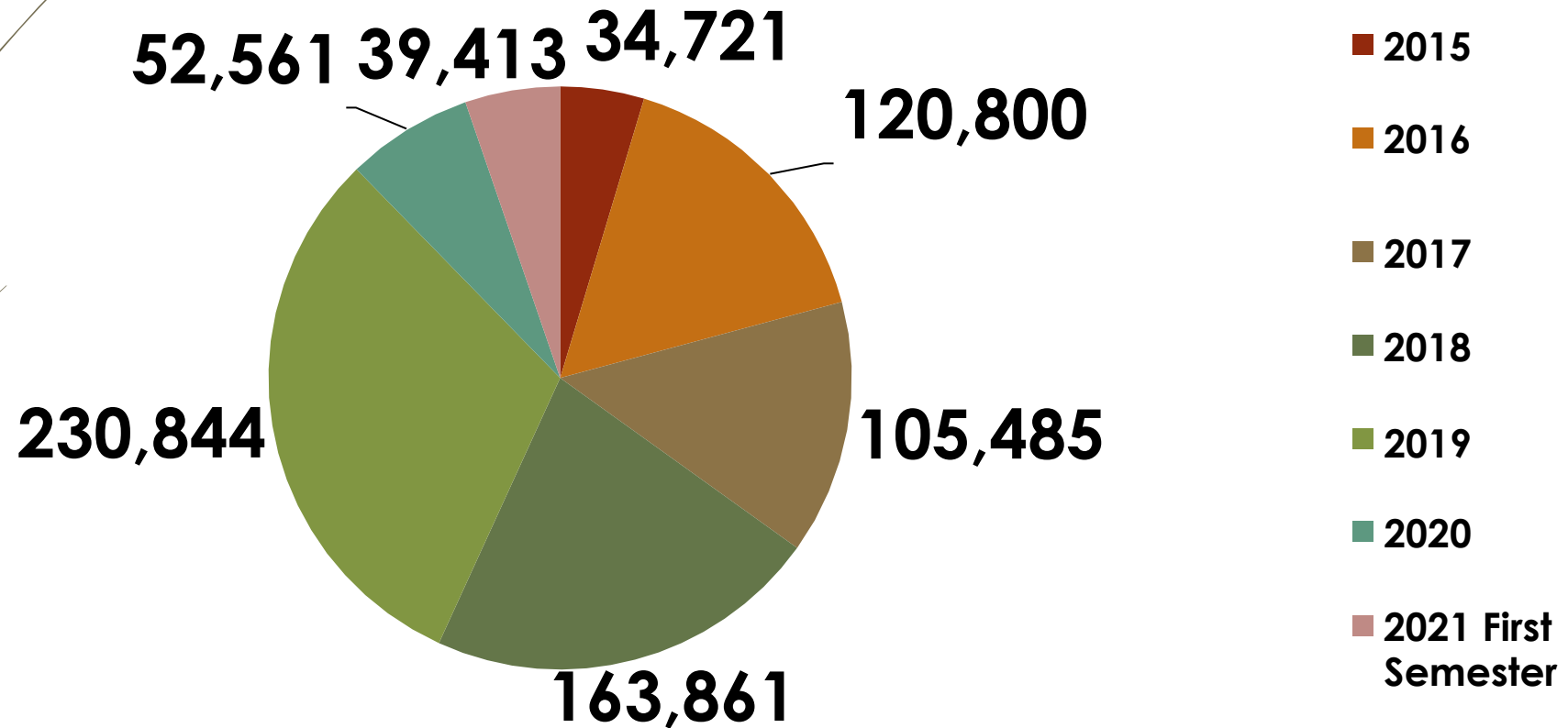
REFERENCE YEAR	ANNUAL VISITORS ARRIVALS	AVERAGE MONTHLY VISITORS ARRIVAL
2015	34,721	2,893
2016	120,800	10,067
2017	105,485	8,790
2018	163,861	13,669
2019	230,844	19,237
2020	52,561	4,380
2021 First Semester	39,413	6,568



B.1 AVERAGE MONTHLY VISITORS ARRIVALS 2015-2020



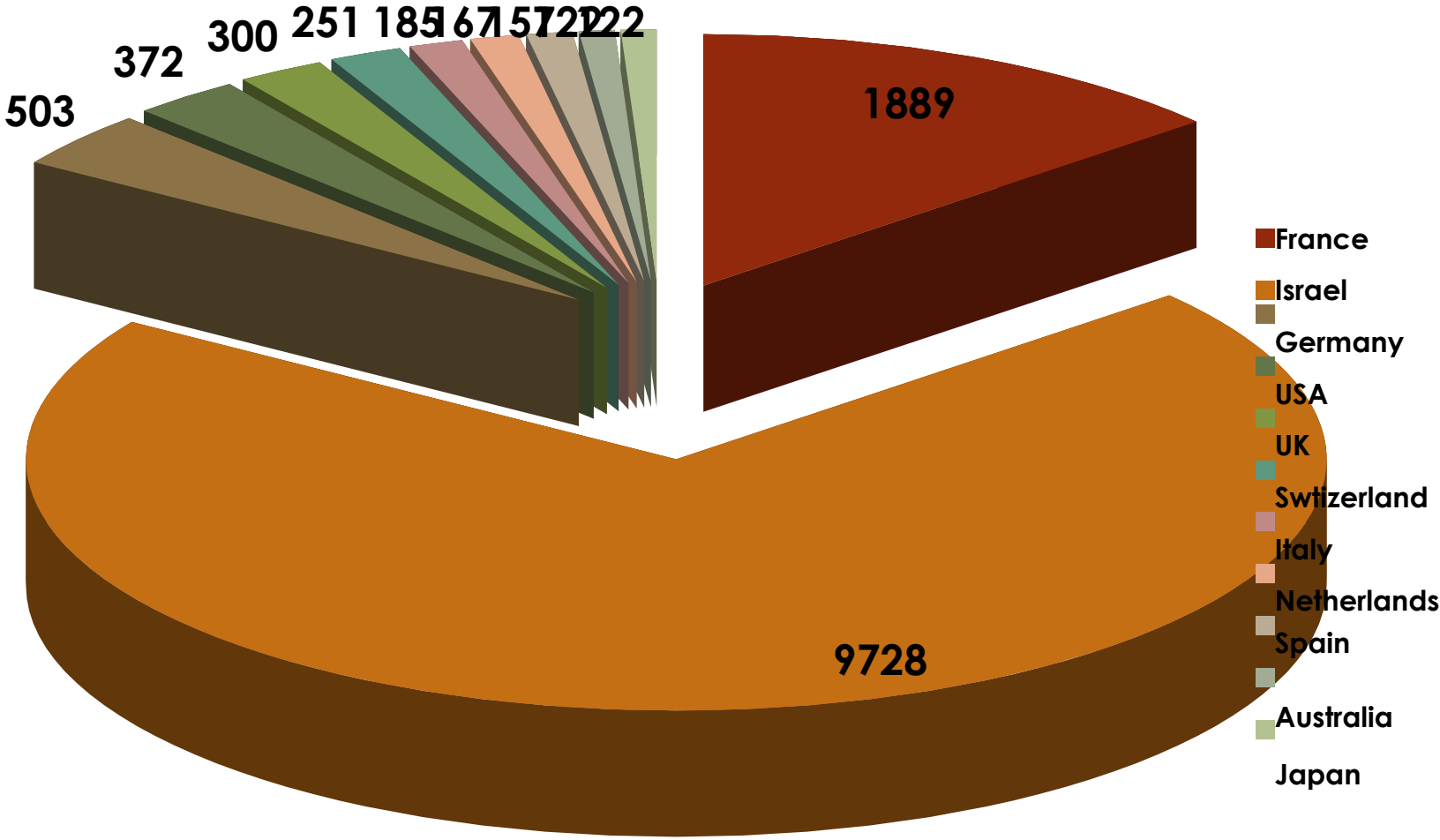
B.2 AVERAGE MONTHLY VISITORS ARRIVALS 2015-2020 & FIRST SEMESTER 2021



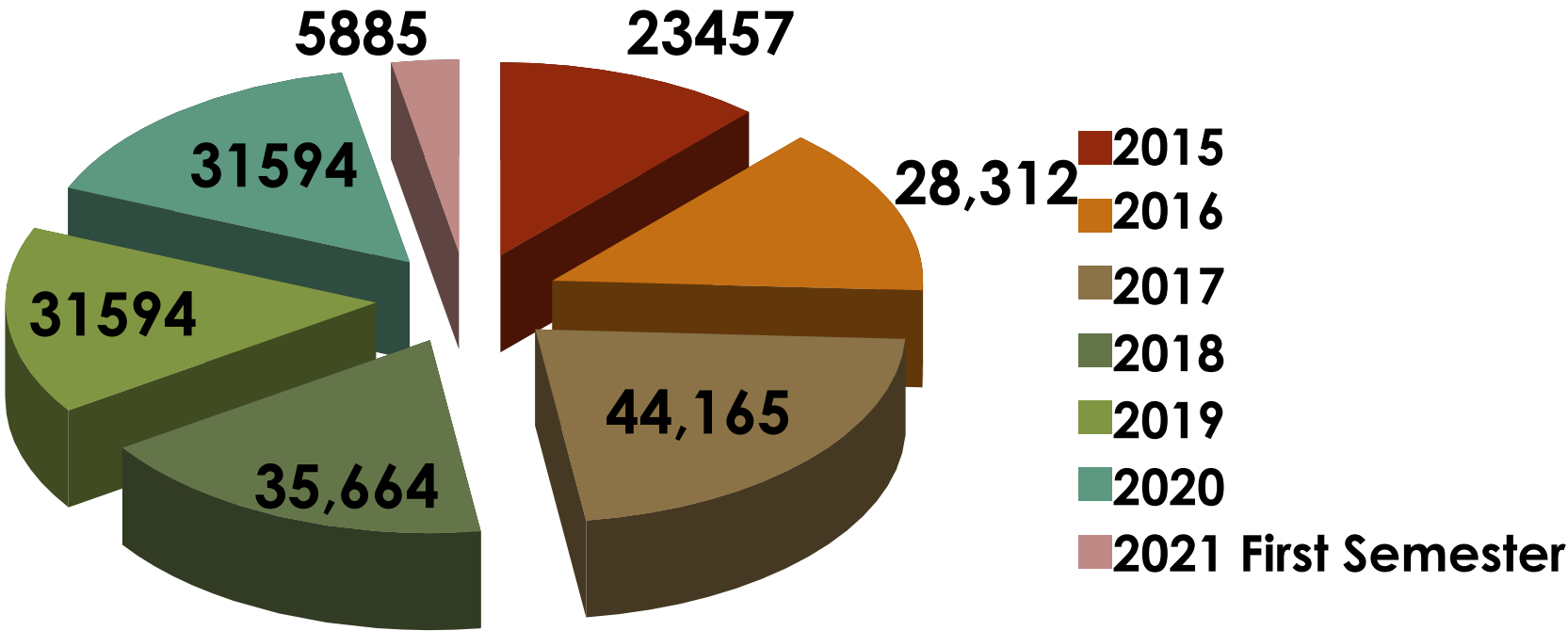


**IV. TOURISM
RELATED DATA
2015-2020 & FIRST
SEMESTER 2021**

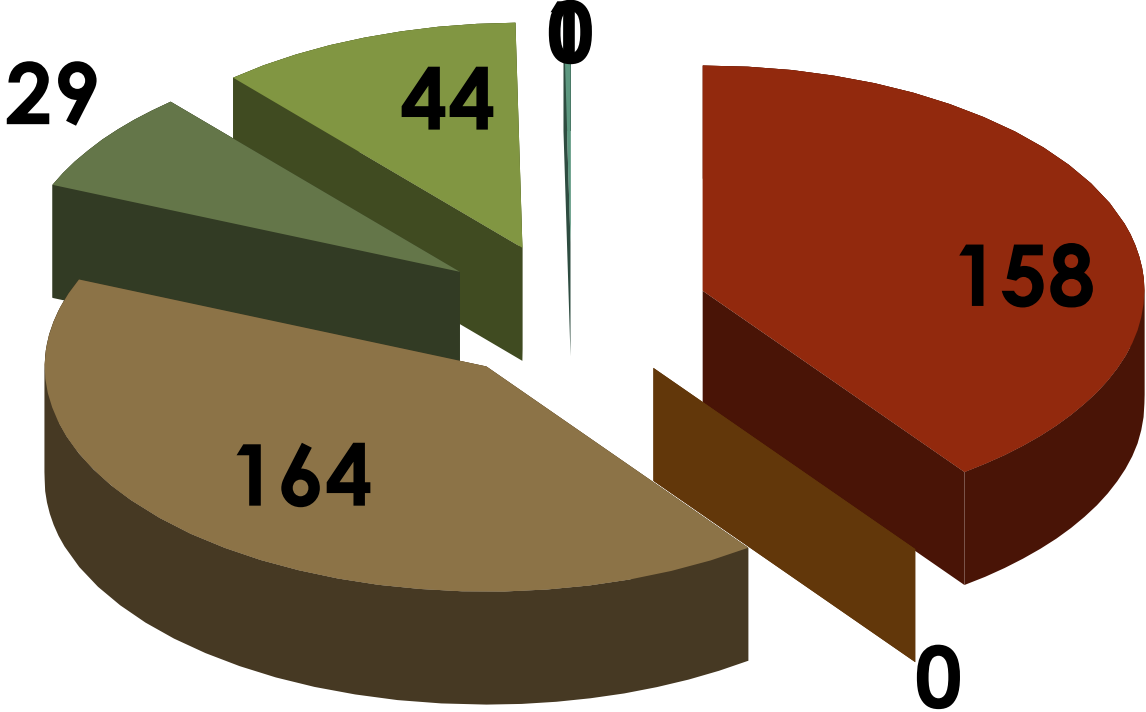
A. DOMESTIC (%)



B.FOREIGN (%)

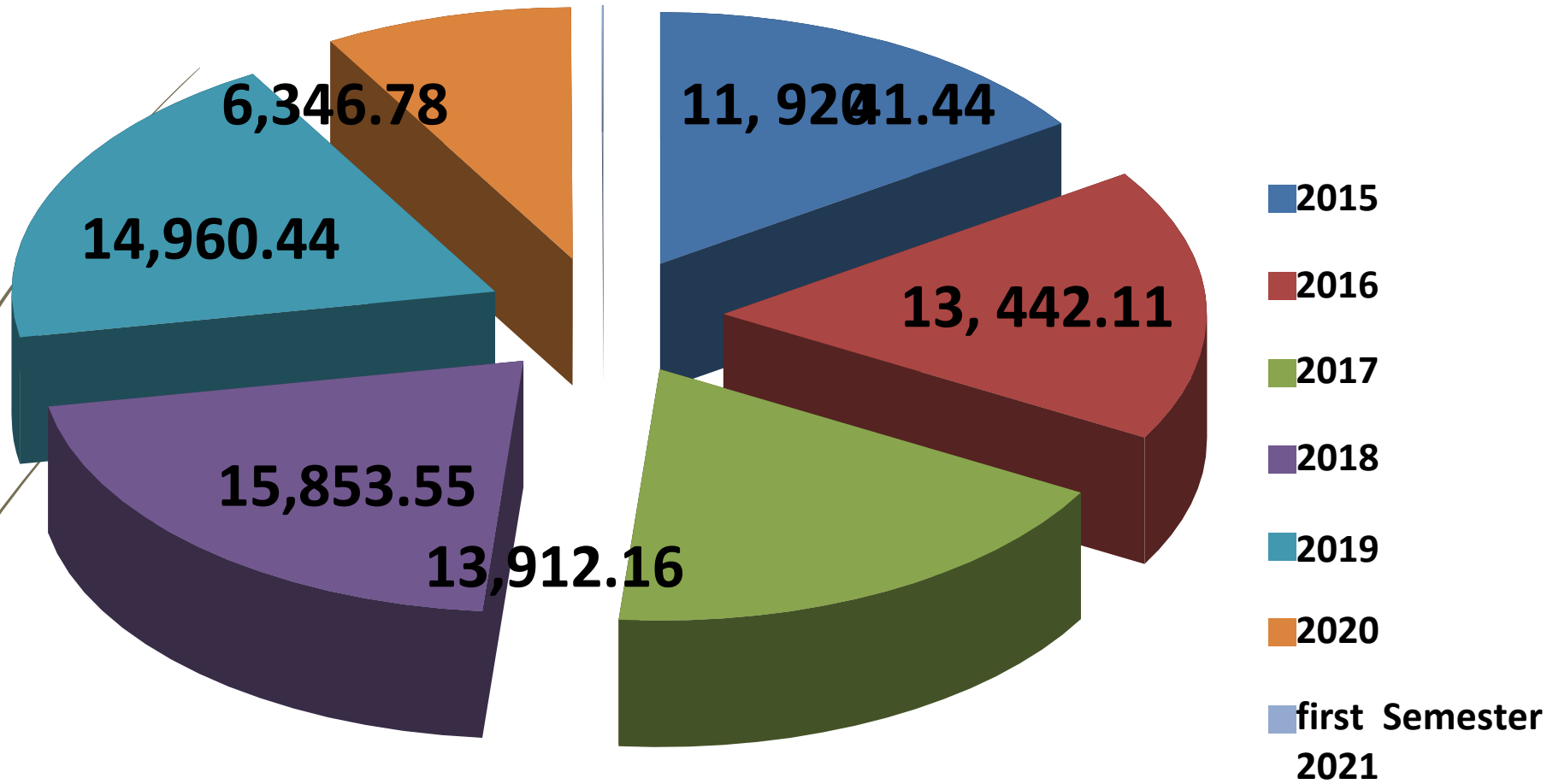


C. OVERSEAS (%)

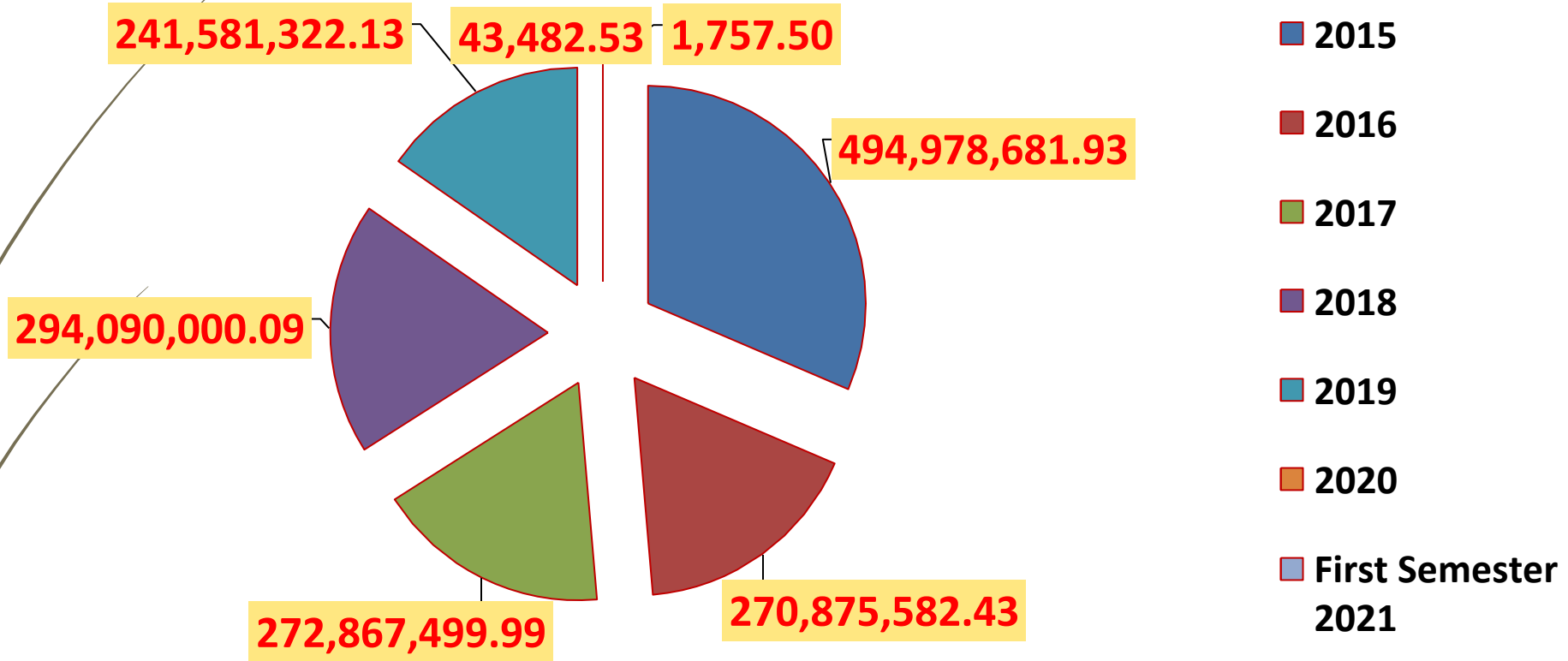


- 2015
- 2016
- 2017
- 2018
- 2019
- 2019
- 2020
- 2021

D. Jobs Generated



E. Gross Tourist Receipts





**V. LIST OF TOURISM-
RELATED
ACCOMMODATIONS
2019- 2020
1ST SEMESTER 2021**

	2019	2020	2021
1. AGUINALDO			
ACCREDITED			
NON-ACCREDITED	1	2	1
SUB-TOTAL	1	1	1
2. ALFONSO LISTA			
ACCREDITED	1	3	1 for renewal
NON-ACCREDITED	4		4
SUB-TOTAL	5	3	5
3. ASIPULO			
ACCREDITED			
NON-ACCREDITED	13	8	17
SUB-TOTAL	13	8	17
4. BANAUE			
ACCREDITED	4	31	9 Renewed and 16 for renewal and
NON-ACCREDITED	66	35	55 for accreditation
SUB-TOTAL	70	56	80

	2019	2020	2021
5.HINGYON			
ACCREDITED			
NON-ACCREDITED			
SUB-TOTAL			
6.HUNGDUAN			
ACCREDITED			
NON-ACCREDITED	10	9	13
SUB-TOTAL	10	9	13
7. KIANGAN			
ACCREDITED	1	8	
NON-ACCREDITED	21	6	25
SUB-TOTAL	22	15	25
8. LAGAWE			
ACCREDITED	2	2	3 accredited and 1 for renewal
NON-ACCREDITED	8	8	11
SUB-TOTAL	10	10	15

	2019	2020	2021
9.LAMUT			
ACCREDITED		1	
NON-ACCREDITED	3	3	3
SUB-TOTAL	3	4	3
10.MAYOYAO			
ACCREDITED			
NON-ACCREDITED	6	5	6
SUB-TOTAL	6	5	6
11.TINOC			
ACCREDITED			
NON-ACCREDITED	2	2	2
SUB-TOTAL	2	2	2
ACCREDITED	8	45	12
NON-ACCREDITED	134	77	86
GRAND TOTAL:	142	122	160




**VI. LIST OF TOURISM-
RELATED DINING
ESTABLISHMENTS 2019-
2020
1ST QUARTER**

	2019	2020	2021
1. AGUINALDO			
NO. OF ESTABLISHMENT	7	2	
SEATING CAPACITY	170	60	
2. ASIPULO			
NO. of Establishment	6	7	4
Seating Capacity	100	108	
3. ALFONSO LISTA			
NO. of Establishment	49	85	85
Seating Capacity	487	549	549
4. BANAUE			
NO. of Establishment	12	45	67
Seating Capacity	507	940	940

	2019	2020	2021
5.HINGYON			
NO. of Establishment			
Seating Capacity			
6.HUNGDUAN			
NO. of Establishment	12	12	12
Seating Capacity	120	120	
7. KIANGAN			
NO. of Establishment	4	5	
Seating Capacity	220	245	
8.LAGAWE			
NO. of Establishment	49	49	54
Seating Capacity	1860	1860	2220

	2019	2020	2021
9.LAMUT			
NO. of Establishment	21	48	20
Seating Capacity	1020	1035	1000
10.MAYOYAO			
NO. of Establishment	6	7	9
Seating Capacity	112	116	
11.TINOC			
NO. of Establishment	4	10	10
Seating Capacity	120	155	155
TOTAL NO. OF ESTABLISHMENT	170	270	261
TOTAL SEATING CAPACITY	4,716	5,148	4,864



**VII. LIST OF DOT
ACCREDITED TOUR
GUIDES
2019-2020
1ST SEMESTER 2021**

	2019	2020	2021
1.AGUINALDO			
ACCREDITED			
NON-ACCREDITED	1	41	
SUB-TOTAL	1	4	
2.ASIPULO			
ACCREDITED			
NON-ACCREDITED	14	17	16 for accreditation
SUB-TOTAL	14	17	
3. A. LISTA			
ACCREDITED			
NON-ACCREDITED	5	5	
SUB-TOTAL	5	5	
4.BANAUE			
ACCREDITED	63	63	1 renewed, 78 for renewal and 33 for accreditation
NON-ACCREDITED	48	48	
SUB-TOTAL	111	111	112

	2019	2020	2021
<u>5. HINGYON</u>			
ACCREDITED			
NON-ACCREDITED			
SUB-TOTAL			
<u>6. HUNGDUAN</u>			
ACCREDITED	30	25	20
NON-ACCREDITED			18 for renewal
SUB-TOTAL		25	
<u>7. KIANGAN</u>			
ACCREDITED	1	1	
NON-ACCREDITED	23	23	8 for renewal
SUB-TOTAL	24	24	8
<u>8. LAGAWE</u>			
ACCREDITED	2	2	
NON-ACCREDITED			
SUB-TOTAL	2	2	

	2019	2020	2021
9.LAMUT			
ACCREDITED			
NON-ACCREDITED	3	15	
SUB-TOTAL	3	15	
10.MAYOYAO			
ACCREDITED		2	
NON-ACCREDITED	6	11	
SUB-TOTAL	6	13	
11. TINOC			
ACCREDITED			
NON-ACCREDITED			
SUB-TOTAL			
ACCREDITED	96	93	1
NON-ACCREDITED	100	114	173
GRAND TOTAL:	196	207	174



**VIII. LIST OF TOURISM
TRANSPORTATION
SERVICES
ORGANIZATIONS 2019-
2020
1ST SEMESTER 2021**

	2019	2020	2021
1. AGUINALDO			
A.BUS (CODA LINES, OHAYAMI, DANGWA)		3	2
MINI BUSES			
B.VAN		2	
C.JEEP			
D.TRICYCLE			
2. ASIPULO			
A.BUS (CODA LINES, OHAYAMI, DANGWA)			
MINI BUSES			
B.VAN	13	4	
C.JEEP	5	3	
D.MOTORCYCLE	26	59	
3. ALFONSO LISTA			
A.BUS (CODALINES, OHAYAMI, DANGWA)	1	2	2
MINI BUSES	1	1	
B.VAN			
C.JEEP	67	10	
D.TRICYCLE	8	16	


4. BANAUE	2019	2020	2021
A.BUS (CODA LINES, OHAYAMI, DANGWA)	1	2	2
MINI BUSES			
B.VAN	1	2	
C.JEEP	1	1	
D.TRICYCLE	4	4	
5. HINGYON			
A.BUS (CODA LINES, OHAYAMI, DANGWA)			
MINI BUSES			
B.VAN			
C.JEEP			
D.TRICYCLE			
6.HUNGDUAN			
A.BUS (CODA LINES, OHAYAMI, DANGWA)			
MINI BUSES			
B.VAN			
C.JEEP	1	1	
D.TRICYCLE	1	1	


7. KIANGAN	2019	2020	2021
A.BUS (CODA LINES, OHAYAMI, DANGWA)	1	1	1
MINI BUSES			
B.VAN	1	10	
C.JEEP	3	8	
D.TRICYCLE	15	15	
8.LAGAWE			
A.BUS (CODA LINES, OHAYAMI, DANGWA)	1	1	1
MINI BUSES	19	19	
B.VAN	4	4	
C.JEEP	4	4	
D.TRICYCLE			
9.LAMUT			
A.BUS (CODA LINES, OHAYAMI, DANGWA)	6		
MINI BUSES	5		
B.VAN	9	7	
C.JEEP		10	
D. TYICYCLE	5	564	

10. MAYOYAO	2019	2020	2021
A.BUS (CODA LINES, OHAYAMI, DANGWA)		2	
MINI BUSES	1	6	
B.VAN	1	39	
C.JEEP		5	
D.TRICYCLE		24	
11.TINOC			
A.BUS (CODA LINES, OHAYAMI, DANGWA)	2	2	
MINI BUSES			
B.VAN	3	3	
C.JEEP			
D.TRICYCLE			



**IX. LIST OF
SOUVENIR SHOPS
2019- 2020
1ST SEMESTER 2021**

	2019	2020	2021
1. AGUINALDO			
ACCREDITED			
NON-ACCREDITED			
SUB-TOTAL			
2. ASIPULO			
ACCREDITED			
NON-ACCREDITED			
SUB-TOTAL			
3. A. LISTA			
ACCREDITED			
NON-ACCREDITED	2	2	
SUB-TOTAL	2	2	
4. BANAUE			
ACCREDITED			
NON-ACCREDITED	35	35	
SUB-TOTAL	35	35	



5.HINGYON	2019	2020	2021
ACCREDITED			
NON-ACCREDITED			
SUB-TOTAL			
6.HUNGDUAN			
ACCREDITED			
NON-ACCREDITED			
SUB-TOTAL			
7.KIANGAN			
ACCREDITED	5	5	
NON-ACCREDITED			
SUB-TOTAL	5	5	
8.LAGawe			
ACCREDITED			
NON-ACCREDITED	6	6	
SUB-TOTAL	6	6	

9.LAMUT	2019	2020	2021
ACCREDITED			
NON-ACCREDITED			
<u>SUB-TOTAL</u>			
10. MAYOYAO			
ACCREDITED			
NON-ACCREDITED			
<u>SUB-TOTAL</u>			
11. TINOC			
ACCREDITED			
NON-ACCREDITED			
<u>SUB-TOTAL</u>			
Accredited	<u>5</u>	5	
Non-Accredited	<u>43</u>	43	
GRAND TOTAL:	<u>48</u>	48	



**X. LIST OF FARM
TOURISM
2019- 2020**

1ST SEMESTER 2021

	2019	2020	2021
1. AGUINALDO			
ACCREDITED			
NON-ACCREDITED			
SUB-TOTAL			
2. ASIPULO			
ACCREDITED			
NON-ACCREDITED	1	1	
SUB-TOTAL	1	1	
3. ALFONSO LISTA			
ACCREDITED			
NON-ACCREDITED	2	2	
SUB-TOTAL	2	2	
4. BANAUE			
ACCREDITED			
NON-ACCREDITED			
SUB-TOTAL			

<u>5.HINGYON</u>	2019	2020	2021
ACCREDITED			
NON-ACCREDITED			
SUB-TOTAL			
<u>6.HUNGDUAN</u>			
ACCREDITED			
NON-ACCREDITED	1	1	
SUB-TOTAL	1	1	
<u>7.KIANGAN</u>			
ACCREDITED	1	1	3
NON-ACCREDITED	3	3	
SUB-TOTAL	4	4	3
<u>8.LAGAWE</u>			
ACCREDITED			
NON-ACCREDITED			
SUB-TOTAL			

9.LAMUT	2019	2020	2021
ACCREDITED	1	1	
NON-ACCREDITED	7	7	
SUB-TOTAL	8	8	
10. MAYOYAO			
ACCREDITED			
NON-ACCREDITED	5	5	
SUB-TOTAL	5	5	
11. TINOC			
ACCREDITED			
NON-ACCREDITED			
SUB-TOTAL			
Accredited	2	2	
Non-Accredited	19	19	
GRAND TOTAL:	21	21	

